





Particulars	UACS CODE	Appropriation			Allotments					Current Year Obligations				Current Year Disbursements				Balances					
		Authorized Appropriation	Adjustments (To)/From, Realignment	Adjusted Appropriations	Allotments Received	Adjustments (Withdrawal, Realignment)	Transfer To	Transfer From	Adjusted Total Allotments	1st Quarter Ending March 31	2nd Quarter Ending June 30	3rd Quarter Ending Sept. 30	4th Quarter Ending Dec. 31	Total	1st Quarter Ending March 31	2nd Quarter Ending June 30	3rd Quarter Ending Sept. 30	4th Quarter Ending Dec. 31	Total	Unreleased Appropriations	Unobligated Allotment	Due and Demandable	Not Yet Due and Demandable
1	2	3	4	5=(3+4)	6	7	8	9	10=(6+(-7)+8+9)	11	12	13	14	15=(11+12+13+14)	16	17	18	19	20=(16+17+18+19)	21=(5-16)	22=(10-15)	23	24
CO																							
III. Special Purpose Fund																							
Sub-Total, Special Purpose Fund																							
PS																							
MOOE																							
Fin Ex																							
CO																							
GRAND TOTAL			8,208,969.68	8,208,969.68	8,208,969.68				8,208,969.68	54,000.00				54,000.00	54,000.00				54,000.00		8,154,969.68		
PS																							
MOOE			7,807,205.64	7,807,205.64	7,807,205.64				7,807,205.64	54,000.00				54,000.00	54,000.00				54,000.00		7,753,205.64		
Fin Ex																							
CO			401,764.04	401,764.04	401,764.04				401,764.04												401,764.04		
Recapitulation by MFO:																							
OF WHICH:																							
Major Programs/Projects																							


Certified Correct: 
MILA C. MANALASTAS
 Supervising Administrative Officer
 Date: APR 28 2016


Certified Correct: 
KRISTINE DALE T. CORPUZ
 Accountant III
 Date: APR 28 2016


Recommended By: 
SANDRA LYN A. BISCHO
 Chief Administrative Officer
 Date: APR 28 2016


Approved By: 
ELMIRA S. CRUZ-CAISIDO
 Deputy Executive Director IV
 Date: APR 28 2016

Particulars	UACS CODE	Appropriation			Allotments						Current Year Obligations				Current Year Disbursements				Balances				
		Authorized Appropriation	Adjustments (Transfer To)/From, Realignment)	Adjusted Appropriations	Allotments Received	Adjustments (Withdrawal, Realignment)	Transfer To	Transfer From	Adjusted Total Allotments	1st Quarter Ending March 31	2nd Quarter Ending June 30	3rd Quarter Ending Sept. 30	4th Quarter Ending Dec. 31	Total	1st Quarter Ending March 31	2nd Quarter Ending June 30	3rd Quarter Ending Sept. 30	4th Quarter Ending Dec. 31	Total	Unreleased Appropriations	Unobligated Allotment	Unpaid Obligations	
																						Due and Demandable	Not Yet Due and Demandable
1	2	3	4	5=(3+4)	6	7	8	9	10=(8+9)+4+9	11	12	13	14	15=(11+12+13+14)	16	17	18	19	20=(16+17+18+19)	21=(5-10)	22=(10-15)	23	24
MOOE																							
Fin Ex																							
CO																							
III. Special Purpose Fund																							
Sub-Total, Special Purpose Fund																							
PS																							
MOOE																							
Fin Ex																							
CO																							
GRAND TOTAL		37,984,000.00	1,806,000.00	39,790,000.00	37,984,000.00	1,806,000.00			39,790,000.00	5,564,478.69				5,564,478.69	5,564,478.69				5,564,478.69			34,225,521.31	
PS		20,533,000.00	1,806,000.00	22,339,000.00	20,533,000.00	1,806,000.00			22,339,000.00	4,752,640.34				4,752,640.34	4,752,640.34				4,752,640.34			17,586,359.66	
MOOE		16,603,000.00		16,603,000.00	16,603,000.00				16,603,000.00	811,838.35				811,838.35	811,838.35				811,838.35			15,791,161.65	
Fin Ex		1,000.00		1,000.00	1,000.00				1,000.00													1,000.00	
CO		847,000.00		847,000.00	847,000.00				847,000.00													847,000.00	
Recapitulation by MFO:																							
OF WHICH:																							
Major Programs/Projects																							


Certified Correct: 
MILA C. MANALASTAS
 Supervising Administrative Officer
 Date: APR 28 2016


Certified Correct: 
KRISTINE DALE CORPUZ
 Accountant III
 Date: APR 28 2016


Recommended By: 
SANDRA LYN A. BISCOCHO
 Chief Administrative Officer
 Date: APR 28 2016


Approved By: 
ELMIRA S. CRUZ-CAISIDO
 Deputy Executive Director IV
 Date: APR 28 2016

Particulars	UACS CODE	Appropriation			Allotments						Current Year Obligations				Current Year Disbursements				Balances					
		Authorized Appropriation	Adjustments (Transfer (To)/From, Realignment)	Adjusted Appropriations	Allotments Received	Adjustments (Withdrawal, Realignment)	Transfer To	Transfer From	Adjusted Total Allotments	1st Quarter	2nd Quarter	3rd Quarter	4th Quarter	Total	1st Quarter	2nd Quarter	3rd Quarter	4th Quarter	Total	Unreleased Appropriations	Unobligated Allotment	Unpaid Obligations (14-19) = (22+23)		
										Ending March 31	Ending June 30	Ending Sept. 30	Ending Dec. 31		Ending March 31	Ending June 30	Ending Sept. 30	Ending Dec. 31				Due and Demandable	Not Yet Due and Demandable	
1	2	3	4	5=(3+4)	6	7	8	9	10=[(8)+(7)+8+9]	11	12	13	14	15=[(11)+(12)+(13)+(14)]	16	17	18	19	20=[(16)+(17)+(18)+(19)]	21=(5-10)	22=(10-15)	23	24	
Personnel Benefit Contributions	5010300000	1,781,000.00	180,000.00	1,961,000.00	1,781,000.00	180,000.00			1,961,000.00	463,395.84				463,395.84	463,395.84				463,395.84			1,497,604.16		
Retirement and Life Insurance Premiums	5010301000	1,781,000.00	180,000.00	1,961,000.00	1,781,000.00	180,000.00			1,961,000.00	463,395.84				463,395.84	463,395.84				463,395.84			1,497,604.16		
Retirement and Life Insurance Premiums	5010301000	1,781,000.00	180,000.00	1,961,000.00	1,781,000.00	180,000.00			1,961,000.00	463,395.84				463,395.84	463,395.84				463,395.84			1,497,604.16		
III. Special Purpose Fund																								
Miscellaneous Personnel Benefits Fund	01101406		1,626,000.00	1,626,000.00	1,626,000.00				1,626,000.00													1,626,000.00		
Personnel Services			1,626,000.00	1,626,000.00	1,626,000.00				1,626,000.00													1,626,000.00		
Salaries and Wages	5010100000		1,626,000.00	1,626,000.00	1,626,000.00				1,626,000.00													1,626,000.00		
Salaries and Wages - Regular	5010101000		1,626,000.00	1,626,000.00	1,626,000.00				1,626,000.00													1,626,000.00		
Basic Salary - Civilian	5010101001		1,626,000.00	1,626,000.00	1,626,000.00				1,626,000.00													1,626,000.00		
GRAND TOTAL																								
Grand Total		37,984,000.00	1,806,000.00	39,790,000.00	39,610,000.00	180,000.00			39,790,000.00	5,564,478.69				5,564,478.69	5,564,478.69				5,564,478.69			34,225,521.31		


Certified Correct: 
MILA C. MANALASTAS
 Agency Budget Officer
 Supervising Administrative Officer
 Date: APR 28 2016

Certified Correct: 
KRISTINE DALE CORPUZ
 Agency Chief Accountant III
 Date: APR 28 2016


Recommended By: 
SANDRA LYN A. BISCOCHO
 Director of Finance
 Chief Administrative Officer
 Date: APR 28 2016


Approved By: 
ELMIRA S. CRUZ-CAISIDO
 Head of Agency of Authorized Representative
 Deputy Executive Director IV
 Date: APR 28 2016

Particulars	UACS CODE	Appropriation			Allotments						Current Year Obligations				Current Year Disbursements				Balances				
		Authorized Appropriation	Adjustments (Transfer To)/From, Realignment)	Adjusted Appropriations	Allotments Received	Adjustments (Withdrawal, Realignment)	Transfer To	Transfer From	Adjusted Total Allotments	1st Quarter	2nd Quarter	3rd Quarter	4th Quarter	Total	1st Quarter	2nd Quarter	3rd Quarter	4th Quarter	Total	Unreleased Appropriations	Unobligated Allotment	Unpaid Obligations (14-19) = (22+23)	
										Ending March 31	Ending June 30	Ending Sept. 30	Ending Dec. 31		Ending March 31	Ending June 30	Ending Sept. 30	Ending Dec. 31				20=(16+17+18+19)	21=(5-10)
1	2	3	4	5=(3+4)	6	7	8	9	10=[(8+7)-4+9]	11	12	13	14	15=[(11+12+13+14)	16	17	18	19	20=(16+17+18+19)	21=(5-10)	22=(10-19)	23	24
Repairs and Maintenance	5021300000		262,610.89	262,610.89	262,610.89				262,610.89												262,610.89		
Repairs and Maintenance - Machinery and Equipment	5021305000		175,000.00	175,000.00	175,000.00				175,000.00												175,000.00		
Office Equipment	5021305002		120,000.00	120,000.00	120,000.00				120,000.00												120,000.00		
Information and Communication Technology Equipment	5021305003		55,000.00	55,000.00	55,000.00				55,000.00												55,000.00		
Repairs and Maintenance - Transportation Equipment	5021308000		28,772.89	28,772.89	28,772.89				28,772.89												28,772.89		
Motor Vehicles	5021308001		28,772.89	28,772.89	28,772.89				28,772.89												28,772.89		
Repairs and Maintenance - Furniture and Fixtures	5021307000		58,838.00	58,838.00	58,838.00				58,838.00												58,838.00		
Repairs and Maintenance - Furniture and Fixtures	5021307000		58,838.00	58,838.00	58,838.00				58,838.00												58,838.00		
Taxes, Insurance Premiums and Other Fees	5021500000		247,066.94	247,066.94	247,066.94				247,066.94												247,066.94		
Taxes, Duties and Licenses	5021501000		183,320.94	183,320.94	183,320.94				183,320.94												183,320.94		
Taxes, Duties and Licenses	5021501001		183,320.94	183,320.94	183,320.94				183,320.94												183,320.94		
Fidelity Bond Premiums	5021502000		34,375.00	34,375.00	34,375.00				34,375.00												34,375.00		
Fidelity Bond Premiums	5021502000		34,375.00	34,375.00	34,375.00				34,375.00												34,375.00		
Insurance Expenses	5021503000		29,371.00	29,371.00	29,371.00				29,371.00												29,371.00		
Insurance Expenses	5021503000		29,371.00	29,371.00	29,371.00				29,371.00												29,371.00		
Other Maintenance and Operating Expenses	5029900000		900,669.67	900,669.67	900,669.67				900,669.67												900,669.67		
Advertising Expenses	5029901000		499,910.00	499,910.00	499,910.00				499,910.00												499,910.00		
Advertising Expenses	5029901000		499,910.00	499,910.00	499,910.00				499,910.00												499,910.00		
Printing and Publication Expenses	5029902000		201,800.00	201,800.00	201,800.00				201,800.00												201,800.00		
Printing and Publication Expenses	5029902000		201,800.00	201,800.00	201,800.00				201,800.00												201,800.00		
Representation Expenses	5029903000		92,234.63	92,234.63	92,234.63				92,234.63												92,234.63		
Representation Expenses	5029903000		92,234.63	92,234.63	92,234.63				92,234.63												92,234.63		
Rent/Lease Expenses	5029905000		75,379.04	75,379.04	75,379.04				75,379.04												75,379.04		
Rents - Building and Structures	5029905001		75,378.60	75,378.60	75,378.60				75,378.60												75,378.60		
Rents - Equipment	5029905004		.44	.44	.44				.44												.44		
Subscription Expenses	5029907000		7,346.00	7,346.00	7,346.00				7,346.00												7,346.00		
Other Subscription Expenses	5029907000		7,346.00	7,346.00	7,346.00				7,346.00												7,346.00		
Other Maintenance and Operating Expenses	5029999000		24,000.00	24,000.00	24,000.00				24,000.00												24,000.00		
Website Maintenance	5029999001		24,000.00	24,000.00	24,000.00				24,000.00												24,000.00		
Capital Outlays			401,764.04	401,764.04	401,764.04				401,764.04												401,764.04		
Property, Plant and Equipment Outlay	5080400000		401,764.04	401,764.04	401,764.04				401,764.04												401,764.04		
Machinery and Equipment Outlay	5080405000		401,764.04	401,764.04	401,764.04				401,764.04												401,764.04		
Office Equipment	5080405002		220,527.04	220,527.04	220,527.04				220,527.04												220,527.04		
Information and Communication Technology Equipment	5080405003		18,112.00	18,112.00	18,112.00				18,112.00												18,112.00		
ICT Software	5080405015		163,125.00	163,125.00	163,125.00				163,125.00												163,125.00		
GRAND TOTAL			8,208,969.68	8,208,969.68	8,208,969.68				8,208,969.68	54,000.00				54,000.00	54,000.00						54,000.00		8,154,969.68

Certified Correct: 
MILA C. MANALASTAS
 Agency Chief Administrative Officer
 Date: APR 28 2016

Certified Correct: 
KRISTINE DALE T. CORPUZ
 Accountant III
 Agency Chief Accountant
 Date: APR 28 2016

Recommended By: 
SANDRA LYN A. BISCOCHO
 Chief Administrative Officer
 Date: APR 28 2016

Approved By: 
ELMIRA S. CRUZ-CAISIDO
 Head of Agency or Authorized Representative
 Deputy Executive Director IV
 Date: APR 28 2016


LIST OF ALLOTMENTS AND SUB-ALLOTMENTS

As of the Quarter Ending March 31, 2016

Department: Department of Budget and Management (DBM)
 Agency: Government Procurement Policy Board-Technical Support Office
 Operating Unit: N/A
 Organization Code (UACS): 060020000000
 Fund Cluster: 01 - Regular Agency Fund

Authorization: Current Year Appropriations

No.	Allotments / Sub-Allotments		Funding Source		Allotments					Sub-Allotment to Regions/Operating Units					Total Allotments / Net of Sub-allotments				
	Number	Date	Description	UACS Code	PS	MOOE	CO	FINEX	Total	PS	MOOE	CO	FINEX	Total	PS	MOOE	CO	FINEX	Total
1	2	3	4	5	6	7	8	9	10=(6+7+8+9)	11	12	13	14	15=(11+12+13+14)	16	17	18	19	20=(16+17+18)
A. Allotments Received From DBM																			
1	SARO-BMB-C-16-0001346	2016-03-03	Miscellaneous Personnel Benefits Fund	01101406	1,626,000.00				1,626,000.00						1,626,000.00				1,626,000.00
2	SARO-BMB-C-16-0001347	2016-03-03	Retirement and Life Insurance Premiums	01104102	180,000.00				180,000.00						180,000.00				180,000.00
	Sub-total				1,806,000.00				1,806,000.00						1,806,000.00				1,806,000.00
B. Sub-allotments received from Central Office/Regional Office																			
	Total Allotments				1,806,000.00				1,806,000.00						1,806,000.00				1,806,000.00
Summary by Funding Source Code:																			
			Miscellaneous Personnel Benefits Fund	01101406	1,626,000.00				1,626,000.00						1,626,000.00				1,626,000.00
			Retirement and Life Insurance Premiums	01104102	180,000.00				180,000.00						180,000.00				180,000.00

Certified Correct: 
MILA C. MANALASTAS
 Budgeting Administrative Officer
 Date: APR 28 2016

STATEMENT OF APPROVED BUDGET, UTILIZATIONS, DISBURSEMENTS AND BALANCES

As of March 31, 2016

Department: Department of Budget and Management (DBM)

Agency: Government Procurement Policy Board-Technical Support Office

Operating Unit: N/A

Organization Code (UACS): 060020000000

PARTICULARS	UACS CODE	APPROVED BUDGET			BUDGET UTILIZATION					DISBURSEMENTS					BALANCES			
		Approved Budgeted Revenue	Adjustments (Additions, Reduction, Realignment)	Adjusted Budgeted Revenue	1st Quarter Ending March 31	2nd Quarter Ending June 30	3rd Quarter Ending Sept. 30	4th Quarter Ending Dec. 31	Total	1st Quarter Ending March 31	2nd Quarter Ending June 30	3rd Quarter Ending Sept. 30	4th Quarter Ending Dec. 31	Total	Unutilized Budget	Unpaid Utilizations		
																Due and Demandable / Accounts Payable	Not Yet Due and Demandable	
1	2	3	4	5=[3+(-)4]	6	7	8	9	10=(6+7+8+9)	11	12	13	14	15=(11+12+13+14)	16=(5-10)	17	18	
I. Agency Approved Budget																		
Specific Budgets of National Government Agencies	01101101	460,880.00		460,880.00	63,273.81				63,273.81	63,273.81				63,273.81	397,606.19			
General Administration and Support	0000010000000000	460,880.00		460,880.00	63,273.81				63,273.81	63,273.81				63,273.81	397,606.19			
General Administration and Support Services	0000010001000000	460,880.00		460,880.00	63,273.81				63,273.81	63,273.81				63,273.81	397,606.19			
General management and supervision	1030010001000001	460,880.00		460,880.00	63,273.81				63,273.81	63,273.81				63,273.81	397,606.19			
MOOE		460,880.00		460,880.00	63,273.81				63,273.81	63,273.81				63,273.81	397,606.19			
Sub-Total, Agency Specific Budget																		
GRAND TOTAL		460,880.00		460,880.00	63,273.81				63,273.81	63,273.81				63,273.81	397,606.19			
PS																		
MOOE		460,880.00		460,880.00	63,273.81				63,273.81	63,273.81				63,273.81	397,606.19			
FinEx																		
CO																		
Recapitulation by MFO:																		
OF WHICH:																		
Major Programs/Projects																		
Key Result Area(s)																		
KRA No. 1 - TRANSPARENCY, ACCOUNTABILITY AND OPEN GOVERNANCE	PK1																	
Operations	0000030000000000																	
MFO 1: PROCUREMENT POLICY ADVISORY AND TECHNICAL SUPPORT SERVICES	0000030100000000																	
Technical and administrative support to the Government Procurement Policy Board thru Legal and Research, Capacity Development and Performance Monitoring Services	1030030101000000																	

Certified Correct:

MILAG MANALASTAS
Supervising Administrative Officer

Date: APR 28 2016

Certified Correct:

KRISTINE DALE T. CORPUZ
Accountant III
Agency Chief Accountant

Date: APR 28 2016

Recommended By:

SANDRA LYN A. BISCOCHO
Chief Administrative Officer
Director, FMS

Date: APR 28 2016

Approved By:


ELMIRA S. CRUZ-CAISIDO
Deputy Executive Director IV
Head of Agency Representative


Date: APR 28 2016


SUMMARY OF APPROVED BUDGET, UTILIZATIONS, DISBURSEMENTS AND BALANCES BY OBJECT OF EXPENDITURES
As of the Quarter Ending March 31, 2016


Department : Department of Budget and Management (DBM)
 Agency : Government Procurement Policy Board-Technical Support Office
 Operating Unit : N/A
 Organization Code (UACS) : 060020000000
 Fund Cluster : 01 - Regular Agency Fund

Particulars	UACS CODE	Approved Budget			Budget Utilization					Disbursements				Balances			
		Approved Budgeted Revenue	Adjustments (Additions, Reductions, Realignment)	Adjusted Budgeted Revenue	1st Quarter Ending March 31	2nd Quarter Ending June 30	3rd Quarter Ending Sept. 30	4th Quarter Ending Dec. 31	Total	1st Quarter Ending March 31	2nd Quarter Ending June 30	3rd Quarter Ending Sept. 30	4th Quarter Ending Dec. 31	Total	Unutilized Budget	Due and Demandable / Accounts Payable	Not Yet Due and Demandable
1	2	3	4	5=(3+(-)4)	6	7	8	9	10=(6+7+8+9)	11	12	13	14	15=(11+12+13+14)	16=(5-10)	17	18
i. Agency Specific Budget																	
Maintenance and Other Operating Expenses		460,860.00		460,860.00	63,273.81				63,273.81	63,273.81				63,273.81	397,606.19		
Training and Scholarship Expenses	5020200000	460,890.00		460,890.00	63,273.81				63,273.81	63,273.81				63,273.81	397,606.19		
Training Expenses	5020201000	460,890.00		460,890.00	63,273.81				63,273.81	63,273.81				63,273.81	397,606.19		
Training Expenses	5020201002	460,860.00		460,860.00	63,273.81				63,273.81	63,273.81				63,273.81	397,606.19		

Certified Correct:

MILA C. MANALASTAS
 Supervising Administrative Officer
 Date: APR 28 2016

Certified Correct:

KRISTINE DALEY CORPUZ
 Accountant III
 Agency Chief Accountant
 Date: APR 28 2016

Recommended By:

SANDRA LYN A. BISCOCHO
 Chief Administrative Officer
 Director, PMS
 Date: APR 28 2016

Approved By:

ELMIRA S. CRUZ-CAISIDO
 Deputy Executive Director - Representative
 Date: APR 28 2016


MONTHLY REPORT OF DISBURSEMENTS


For the month of January, 2016

Department: Department of Budget and Management (DBM)					Agency: Government Procurement Policy Board-Technical Support Office										Operating Unit: N/A												
Organization Code (UACS): 060020000000					Fund Cluster: 01 - Regular Agency Fund																						
PARTICULARS	CURRENT YEAR BUDGET					PRIOR YEAR'S BUDGET										SUB-TOTAL	TRUST LIABILITIES				GRAND TOTAL					REMARKS	
	PS	MOOE	Fin. Exp	CO	TOTAL	PRIOR YEAR'S ACCOUNTS PAYABLE					CURRENT YEAR'S ACCOUNTS PAYABLE						PS	MOOE	CO	TOTAL	PS	MOOE	CO	TOTAL			
						PS	MOOE	Fin. Exp	CO	Sub-Total	PS	MOOE	Fin. Exp	CO	Sub-Total										TOTAL		
1	2	3	4	5	6=(2+3+4+5)	7	8	9	10	11=(7+8+9+10)	12	13	14	15	16=(12+13+14+15)	17=(11-16)	18=(9+17)	19	20	21	22=(19+20+21)	23	24	25	26	27=(23+24+25+26)	28
Notice of Cash Allocation (NCA)	1,264,377.18	118,781.24			1,453,358.42	9,275.00			57,022.32	66,397.32		16,875.00			16,875.00	83,272.32	1,536,655.74					1,264,377.18	213,011.24			57,022.32	1,736,630.74
MDS Checks Issued	397,405.38	109,424.08			503,829.46	9,375.00			57,022.32	66,397.32		16,875.00			16,875.00	83,272.32	587,102.38					397,405.38	132,744.68			57,022.32	587,172.38
Advance to Debit Account	807,171.86	82,356.56			909,528.42												94,528.36					807,171.86	82,356.56				945,884.28
Working Fund (NCA based on BIR)																											
Tax Remittance Advances Issued (TRA)	197,389.00	5,166.26			202,555.26	625.00			3,227.68	3,852.68		1,138.00			1,138.00	4,997.68	207,552.94					197,389.00	6,916.26			3,327.68	207,632.94
Cash Disbursement Ceiling (CDC)																											
Non-Cash Allotment Authority (NCAA)																											
Others (CDT, BTR, Docu Stamp, etc.)																											

Summary

PARTICULARS	PREVIOUS REPORT	CURRENT MONTH	AS OF DATE
(1)	(2)	(3)	(4)
Total Disbursement Authorities Received			
NCA		2,215,000.00	2,215,000.00
Working Fund			
TRA		207,328.94	207,328.94
CDC			
NCAA			
Others (CDT, BTR, Docu Stamp, etc.)			
Less: Notice of Transfer Allocation (NTA) issued			
Total Disbursements Authorities Available		2,422,328.94	2,422,328.94
Less:			
Lapsed NCA			
Disbursements		1,744,159.68	1,744,159.68
Balance of Disbursements Authorities as of date		678,169.26	678,169.26
Total Disbursements Program		2,422,328.94	2,422,328.94
Less: Actual Disbursements		1,744,159.68	1,744,159.68
Over/Under spending		678,169.26	678,169.26

Certified Correct:

KRISTINE DALE T. CORPUZ
 Corpuz, Kristine
 Accountant III
 Agency Chief Accountant
 Date: 27 APR 2016

Approved By:

ELMIRA S. CRUZ-CAISIDO
 Deputy Executive Director IV
 Representative
 Date: APR 28 2016

MONTHLY REPORT OF DISBURSEMENTS

For the month of February, 2016

Department: Department of Budget and Management (DBM)						Agency: Government Procurement Policy Board-Technical Support Office						Operating Unit: N/A																	
Organization Code (UACS): 060020000000						Fund Cluster: 01 - Regular Agency Fund																							
PARTICULARS	CURRENT YEAR BUDGET					PRIOR YEAR'S ACCOUNTS PAYABLE					SUB-TOTAL	TRUST LIABILITIES				GRAND TOTAL					REMARKS								
	PS	MOOE	Fin. Exp	CO	TOTAL	PS	MOOE	Fin. Exp	CO	Sub-Total		PS	MOOE	CO	TOTAL	PS	MOOE	Fin. Exp	CO	TOTAL									
	1	2	3	4	5	6-(2+3+4+5)	7	8	9	10		11-(7+8+9+10)	12	13	14	15	16-(12+13+14+15)	17-(11+16)	18-(6+17)	19		20	21	22-(19+20+21)	23	24	25	26	27-(23+24+25+26)
Notice of Cash Allocation (NCA)	961,827.89	279,247.86			1,241,075.75	8,375.00			1,415,751.15	1,425,126.15	16,875.00			16,875.00	1,442,001.15	2,500,000.00					941,827.89	302,497.86				1,415,751.15	2,665,076.96		
MDS Checks Issued	32,213.73	87,928.43			120,142.16	9,375.00			1,415,751.15	1,425,126.15	16,875.00			16,875.00	1,442,001.15	1,562,143.33					32,213.73	114,178.45				1,415,751.15	1,512,143.33		
Advice to Debit Account	909,614.16	188,319.41			1,097,933.57											1,097,933.57					909,614.16	188,319.41					1,097,933.57		
Working Fund (NCA issued to BIE)																													
Tax Remittance Advances Issued (TRA)	197,215.00	5,715.09			202,930.09	625.00			80,136.85	80,761.85	1,125.00			1,125.00	81,886.85	284,856.14					197,215.00	7,430.09				80,136.85	284,856.14		
Cash Disbursement Ceiling (CDC)																													
Non-Cash Availment Authority (NCAA)																													
Others (CDT, BTR, Docs Stamp, etc.)																													

Summary

PARTICULARS	PREVIOUS REPORT	CURRENT MONTH	AS OF DATE
(1)	(2)	(3)	(4)
Total Disbursement Authorities Received			
NCA	2,215,000.00	1,000,000.00	4,205,000.00
Working Fund			
TRA	297,385.94	264,856.94	493,385.88
CDC			
NCAA			
Others (CDT, BTR, Docs Stamp, etc.)			
Less: Notice of Transfer Allocations (NTA)* issued			
Total Disbursements Authorities Available	2,422,528.94	2,272,176.94	4,695,385.88
Less:			
Lapsed NCA			
Disbursements	1,744,159.68	2,044,933.84	4,689,093.52
Balance of Disbursements Authorities as of to date	578,369.26	(672,756.90)	6,292.36
Total Disbursements Program	2,422,528.94	2,272,176.94	4,689,093.52
Less: * actual Disbursements	1,744,159.68	2,944,933.84	4,689,093.52
(Over) Under spending	678,369.26	(672,756.90)	6,292.36

Certified Correct:

Kristine Dale T. Corpuz
KRISTINE DALE T. CORPUZ
 Corpuz, Kristine
 Agency Chief Accountant

Date: 27 APR 2016

Approved By:

Elmira S. Cruz-Caisido
ELMIRA S. CRUZ-CAISIDO
 Deputy Executive Director Representative

Date: APR 28 2016

MONTHLY REPORT OF DISBURSEMENTS

For the month of March, 2016

Department: Department of Budget and Management (DBM)					Agency: Government Procurement Policy Board-Technical Support Office										Operating Unit: N/A															
Organization Code (UACS): 060020000000					Fund Cluster: 01 - Regular Agency Fund																									
PARTICULARS	CURRENT YEAR BUDGET					PRIOR YEAR'S BUDGET										SUB-TOTAL	TRUST LIABILITIES				GRAND TOTAL					REMARKS				
	PS	MOOE	Fin. Exp	CO	TOTAL	PRIOR YEAR'S ACCOUNTS PAYABLE					CURRENT YEAR'S ACCOUNTS PAYABLE						PS	MOOE	CO	TOTAL	PS	MOOE	Fin. Exp	CO	TOTAL					
						7	8	9	10	11=(7+8+9+10)	12	13	14	15	16=(12+13+14+15)												17=(11+16)	18=(6+17)	19	20
Notice of Cash Allocation (NCA)	1,917,321.27	386,526.00			2,297,848.17	14,767.13	47,678.47			62,445.60		16,875.00			16,875.00			16,875.00	2,377,168.77					1,932,606.40	445,080.37			2,377,166.77		
MDS Checks Issued	732,371.63	263,134.81			995,510.44		38,303.47			38,303.47		16,875.00			16,875.00			16,875.00	1,050,688.91					732,371.63	318,313.28			1,050,684.91		
Advice to Debit Account	1,184,945.64	117,392.69			1,302,717.73	14,767.13	9,375.00			24,142.13									1,399,712.77	176,767.69				1,199,712.77	176,767.69			1,326,479.86		
Working Fund (NCA issued to B1)																														
Tax Remittance Advices Issued (TRA)	234,294.00	5,381.00			239,675.00		3,178.57			3,178.57		1,125.00			1,125.00			1,125.00	2,429,400.00	9,684.57				2,429,400.00	9,684.57			2,439,084.57		
Cash Disbursement Colling # DC																														
Non-Cash Settlement Authority (NCSA)																														
Others (CDT, BTR, Docs Stamp, etc.)																														

Summary

PARTICULARS	PREVIOUS REPORT	CURRENT MONTH	AS OF DATE
(1)	(2)	(3)	(4)
Total Disbursement Authorities Received			
NCA	4,251,060.00	2,821,060.00	7,021,060.00
Working Fund			
TRA	47,385.88	243,978.57	736,364.45
CDC			
NCSA			
Others (CDT, BTR, Docs Stamp, etc.)			
Less: Notice of Transfer Allocations (NTA) issued			
Total Disbursement Authorities Available	4,695,355.88	3,065,078.57	7,759,364.45
Less:			
Lapsed NCA		449,123.39	449,123.39
Disbursements	4,689,995.52	2,621,147.34	7,310,240.86
Balance of Disbursements Authorities as of to date	6,292.36	394,807.84	999,247.14
Total Disbursements Program	4,689,995.52	3,015,978.57	7,759,364.45
Less: Actual Disbursements	4,689,995.52	2,621,147.34	7,310,240.86
(Over) Under spending	6,292.36	442,831.23	449,123.39

Certified Correct:

Kristine Dale T. Corpuz
KRISTINE DALE T. CORPUZ
 Corpuz, Kristine
 Accountant III
 Agency Chief Accountant

Date: APR 28 2016

Approved By:

Elmira S. Cruz-Caisido
ELMIRA S. CRUZ-CAISIDO
 Deputy Executive Director IV
 Authorized Representative

Date: APR 28 2016

QUARTERLY REPORT OF REVENUE AND OTHER RECEIPTS
 As of the Quarter Ending March 31, 2016
 (In Pesos)

Department: Department of Budget and Management (DBM)								Agency: Government Procurement Policy Board-Technical Support Office					
Operating Unit: N/A								Organization Code (UACS): 060020000000					
CLASSIFICATION / SOURCES OF REVENUE AND OTHER RECEIPTS	UACS Code	REVENUE TARGET (Annual)	ACTUAL REVENUE AND OTHER RECEIPTS COLLECTIONS					CUMULATIVE REMITTANCE /DEPOSITS TO DATE			VARIANCE		REMARKS
			1st Quarter	2nd Quarter	3rd Quarter	4th Quarter	TOTAL	Remittance to BTr	Deposited with AGDB	Total	Amount	%	
1	2	3	4	5	6	7	8=(4+5+6+7)	9	10	11=(9+10)	12=(8-3)	13=(12/3)	14
General Fund (formerly Fund 101)													
Special Account in the General Fund (formerly Fund 105, 183, 401, 151-159)													
Off-Budget Accounts (formerly Fund 161 to 164, etc.)													
Other Service Income	4020199099		334.40				334.40	334.40		334.40	334.40		
Seminar/Training Fees	4020204000		460,880.00				460,880.00		460,880.00	460,880.00	460,880.00		
Custodial Funds (formerly Fund 101-184, 187)													
TOTAL			461,214.40				461,214.40	334.40	460,880.00	461,214.40	461,214.40		

Certified Correct:

Kristine Corpuz
KRISTINE DALE T. CORPUZ
 Accountant III
 Date: 27 APR 2016

Approved By:

Elmira S. Cruz-Caisido
ELMIRA S. CRUZ-CAISIDO
 Deputy Executive Director IV
 Date: APR 28 2016