



STATEMENT OF APPROPRIATIONS, ALLOTMENTS, OBLIGATIONS, DISBURSEMENTS AND BALANCES  
As of the Quarter Ending September 30, 2016

Department: Department of Budget and Management (DBM)

Authorization: 02 - Continuing Appropriations

Agency: Government Procurement Policy Board-Technical Support Office

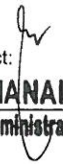
Operating Unit: N/A

Organization Code (UACS): 060020000000


Fund Cluster: 01 - Regular Agency Fund


Particulars	UACS CODE	Appropriation			Allotments			Current Year Obligations					Current Year Disbursements				Balances						
		Authorized Appropriation	Adjustments (Transfer (To)/From, Realignment)	Adjusted Appropriations	Allotments Received	Adjustments (Withdrawal, Realignment)	Transfer To	Transfer From	Adjusted Total Allotments	1st Quarter Ending March 31	2nd Quarter Ending June 30	3rd Quarter Ending Sept. 30	4th Quarter Ending Dec. 31	Total	1st Quarter Ending March 31	2nd Quarter Ending June 30	3rd Quarter Ending Sept. 30	4th Quarter Ending Dec. 31	Total	Unreleased Appropriations	Unobligated Allotment	Unpaid Obligations Due and Demandable	Unpaid Obligations Not Yet Due and Demandable
1	2	3	4	5=(3+4)	6	7	8	9	10=[(6+(-)(7)-8)+9]	11	12	13	14	15=(11+12+13+14)	16	17	18	19	20=(16+17+18+19)	21=(5-16)	22=(10-15)	23	24
I. Agency Specific Budget																							
Specific Budgets of National Government Agencies		01102101																					
General Administration and Support		0000010000000000																					
General Administration and Support Services		0000010001000000																					
General management and supervision		103001000100001																					
PS																							
MOOE		2,362,669.68																					
CO		234,527.04																					
Support to Operations		0000020000000000																					
Budget and Management Support Services		0000020001000000																					
Information and communications technology systems services		103002000100001																					
MOOE		1,648,732.50																					
CO		167,237.00																					
Operations		0000030000000000																					
MFO 1: PROCUREMENT POLICY ADVISORY AND TECHNICAL SUPPORT SERVICES		0000030100000001																					
Technical and administrative support to the Government Procurement Policy Board thru Legal and Research, Capacity Development and Performance Monitoring Services		1030030101000000																					
MOOE		3,795,803.46																					
Sub-Total, Agency-Specific		8,208,969.68																					
PS																							
MOOE		7,807,205.64																					
Fin Ex																							
CO		401,764.04																					
II. Automatic Appropriations																							
Retirement and Life Insurance Premiums		01104102																					
General Administration and Support		0000010000000000																					
General Administration and Support Services		0000010001000000																					
General management and supervision		103001000100001																					
PS																							
Support to Operations		0000020000000000																					
Budget and Management Support Services		0000020001000000																					
Information and communications technology systems services		103002000100001																					
PS																							
Operations		0000030000000000																					
MFO 1: PROCUREMENT POLICY ADVISORY AND TECHNICAL SUPPORT SERVICES		0000030100000000																					
Technical and administrative support to the Government Procurement Policy Board thru Legal and Research, Capacity Development and Performance Monitoring Services		1030030101000000																					
PS																							
Sub-Total, Automatic Appropriations																							
PS																							
MOOE																							
Fin Ex																							
CO																							

Particulars	UACS CODE	Appropriation			Allotments						Current Year Obligations					Current Year Disbursements					Balances		
		Authorized Appropriation	Adjustments (Transfer To)/From, Realignment	Adjusted Appropriations	Allotments Received	Adjustments (Withdrawal, Realignment)	Transfer To	Transfer From	Adjusted Total Allotments	1st Quarter	2nd Quarter	3rd Quarter	4th Quarter	Total	1st Quarter	2nd Quarter	3rd Quarter	4th Quarter	Total	Unreleased Appropriations	Unobligated Allotment	Unpaid Obligations	
										Ending March 31	Ending June 30	Ending Sept. 30	Ending Dec. 31		Ending March 31	Ending June 30	Ending Sept. 30	Ending Dec. 31				20=(16+17+18+19)	21=(5-16)
1	2	3	4	5=(3+4)	6	7	8	9	10=(8+(+)-7)-8+9	11	12	13	14	15=(11+12+13+14)	16	17	18	19	20=(16+17+18+19)	21=(5-16)	22=(10-15)	23	24
III. Special Purpose Fund																							
Sub-Total, SPF																							
PS																							
M/OE																							
Fin Ex																							
CO																							
<b>GRAND TOTAL</b>			8,208,969.68	8,208,969.68	8,208,969.68				8,208,969.68	54,000.00	648,992.00	663,710.00		1,366,702.00	54,000.00	648,992.00	663,710.00		1,366,702.00		6,842,267.68		
PS																							
M/OE			7,807,205.64	7,807,205.64	7,807,205.64				7,807,205.64	54,000.00	591,792.00	663,710.00		1,309,502.00	54,000.00	591,792.00	609,710.00		1,255,502.00		6,497,703.64		54,000.00
Fin Ex																							
CO			401,764.04	401,764.04	401,764.04				401,764.04		57,200.00			57,200.00		54,000.00			111,200.00		344,564.04		(54,000.00)
Recapitulation by MFC:																							
OF WHICH:																							
Major Programs/Projects																							

Certified Correct:   
**MILA C. MANALASTAS**  
 Supervising Administrative Officer  
 Date:

Certified Correct:   
**KRISTINE DALE T. CORPUZ**  
 Chief Accountant III  
 Date:

Recommended By:   
**SANDRA LYN A. BISCOCHO**  
 Chief Administrative Officer  
 Date:


Approved By:   
**ELMIRA S. CRUZ-CAISIDO**  
 Deputy Executive Director IV  
 Date:







Particulars	UACS CODE	Appropriation			Allotments						Current Year Obligations					Current Year Disbursements					Balances						
		Authorized Appropriation	Adjustments (Transfer To/From, Realignment)	Adjusted Appropriations	Allotments Received	Adjustments (Withdrawal, Realignment)	Transfer To	Transfer From	Adjusted Total Allotments	1st Quarter	2nd Quarter	3rd Quarter	4th Quarter	Total	1st Quarter	2nd Quarter	3rd Quarter	4th Quarter	Total	Unreleased Appropriations	Unobligated Allotment	Unpaid Obligations (14-19) = (22+23)					
										Ending March 31	Ending June 30	Ending Sept. 30	Ending Dec. 31		15=(11+12+13+14)	Ending March 31	Ending June 30	Ending Sept. 30				Ending Dec. 31	20=(16+17+18+19)	21=(5-10)	22=(10-15)	23	24
1	2	3	4	5=(3+4)	6	7	8	9	10=(6+(7)-8+9)	11	12	13	14	15=(11+12+13+14)	16	17	18	19	20=(16+17+18+19)	21=(5-10)	22=(10-15)	23	24				
Computer Software	5060602000	187,000.00		187,000.00	187,000.00				187,000.00														187,000.00				
Computer Software	5060602000	187,000.00		187,000.00	187,000.00				187,000.00															187,000.00			
II. Automatic Appropriations																											
Retirement and Life Insurance Premiums	01104102	1,781,000.00	180,000.00	1,961,000.00	1,781,000.00	180,000.00			1,961,000.00	463,395.84	468,844.11	459,387.80		1,391,627.75	463,395.84	468,844.11	459,387.80		1,391,627.75					569,372.25			
Personnel Services		1,781,000.00	180,000.00	1,961,000.00	1,781,000.00	180,000.00			1,961,000.00	463,395.84	468,844.11	459,387.80		1,391,627.75	463,395.84	468,844.11	459,387.80		1,391,627.75					569,372.25			
Personnel Benefit Contributions	5010300000	1,781,000.00	180,000.00	1,961,000.00	1,781,000.00	180,000.00			1,961,000.00	463,395.84	468,844.11	459,387.80		1,391,627.75	463,395.84	468,844.11	459,387.80		1,391,627.75					569,372.25			
Retirement and Life Insurance Premiums	5010301000	1,781,000.00	180,000.00	1,961,000.00	1,781,000.00	180,000.00			1,961,000.00	463,395.84	468,844.11	459,387.80		1,391,627.75	463,395.84	468,844.11	459,387.80		1,391,627.75					569,372.25			
Retirement and Life Insurance Premiums	5010301000	1,781,000.00	180,000.00	1,961,000.00	1,781,000.00	180,000.00			1,961,000.00	463,395.84	468,844.11	459,387.80		1,391,627.75	463,395.84	468,844.11	459,387.80		1,391,627.75					569,372.25			
III. Special Purpose Fund																											
Miscellaneous Personnel Benefits Fund	01101405		2,922,683.00	2,922,683.00	2,922,683.00				2,922,683.00					1,282,141.00						1,282,141.00					1,640,542.00		
Personnel Services			2,922,683.00	2,922,683.00	2,922,683.00				2,922,683.00					1,282,141.00						1,282,141.00					1,640,542.00		
Salaries and Wages	5010100000		1,626,000.00	1,626,000.00	1,626,000.00				1,626,000.00																1,626,000.00		
Salaries and Wages - Regular	5010101000		1,626,000.00	1,626,000.00	1,626,000.00				1,626,000.00																	1,626,000.00	
Basic Salary - Civilian	5010101001		1,626,000.00	1,626,000.00	1,626,000.00				1,626,000.00																	1,626,000.00	
Other Compensation	5010200000		1,296,683.00	1,296,683.00	1,296,683.00				1,296,683.00			1,282,141.00		1,282,141.00						1,282,141.00					14,542.00		
Other Bonuses and Allowances	5010299000		1,296,683.00	1,296,683.00	1,296,683.00				1,296,683.00			1,282,141.00		1,282,141.00						1,282,141.00					14,542.00		
Mid-Year Bonus - Military/Uniformed Personnel	5010291037		1,296,683.00	1,296,683.00	1,296,683.00				1,296,683.00			1,282,141.00		1,282,141.00						1,282,141.00					14,542.00		
Pension and Gratuity Fund	01101407		885,830.00	885,830.00	885,830.00				885,830.00			760,850.00	124,980.00	885,830.00						885,830.00					885,830.00		
Personnel Services			885,830.00	885,830.00	885,830.00				885,830.00			760,850.00	124,980.00	885,830.00						885,830.00					885,830.00		
Other Personnel Benefits	5010400000		885,830.00	885,830.00	885,830.00				885,830.00			760,850.00	124,980.00	885,830.00						885,830.00					885,830.00		
Other Personnel Benefits	5010498000		885,830.00	885,830.00	885,830.00				885,830.00			760,850.00	124,980.00	885,830.00						885,830.00					885,830.00		
Other Personnel Benefits	5010498099		885,830.00	885,830.00	885,830.00				885,830.00			760,850.00	124,980.00	885,830.00						885,830.00					885,830.00		
GRAND TOTAL																											
Grand Total		37,984,000.00	3,988,513.00	41,972,513.00	41,792,513.00	180,000.00			41,972,513.00	5,564,478.69	9,315,169.19	5,713,289.38		20,642,937.26	5,564,478.69	9,315,169.19	5,690,188.47			20,552,937.26					21,329,575.74	90,000.00	

Certified Correct:   
**MILA C. MANALASTAS**  
 Supervising Administrative Officer  
 Date:

Certified Correct:   
**KRISTINE DALE T. CORPUZ**  
 Accountant III  
 Date:

Recommended By:   
**SANDRA LYN A. BISCOCHO**  
 Chief Administrative Officer  
 Date:

Approved By:   
**ELMIRA S. CRUZ-CAISIDO**  
 Deputy Executive Director IV  
 Date:

**SUMMARY OF APPROPRIATIONS, ALLOTMENTS, OBLIGATIONS AND BALANCES BY OBJECT OF EXPENDITURES**  
As of the Quarter Ending September 30, 2016

Department: Department of Budget and Management (DBM)

Authorization: 02 - Continuing Appropriations

Agency: Government Procurement Policy Board-Technical Support Office

Operating Unit: N/A

Organization Code (UACS): 06002000000

Fund Cluster: 01 - Regular Agency Fund

Particulars	UACS CODE	Appropriation			Allotments					Current Year Obligations				Current Year Disbursements				Balances						
		Authorized Appropriation	Adjustments (Transfer To)/From, Realignment)	Adjusted Appropriations	Allotments Received	Adjustments (Withdrawal, Realignment)	Transfer To	Transfer From	Adjusted Total Allotments	1st Quarter Ending March 31	2nd Quarter Ending June 30	3rd Quarter Ending Sept. 30	4th Quarter Ending Dec. 31	Total	1st Quarter Ending March 31	2nd Quarter Ending June 30	3rd Quarter Ending Sept. 30	4th Quarter Ending Dec. 31	Total	Unreleased Appropriations	Unobligated Allotment	Unpaid Obligations (14-19) = (22+23)		
1	2	3	4	5(3+4)	6	7	8	9	10=[(6-)+7]-8+9	11	12	13	14	15=(11+12+13+14)	16	17	18	19	20=(16+17+18+19)	21=(5-10)	22=(10-15)	23	24	
I. Agency Specific Budget																								
Specific Budgets of National Government Agencies	01102101		8,208,969.68	8,208,969.68	8,208,969.68				8,208,969.68	54,000.00	48,992.00	663,710.00		1,366,702.00	54,000.00	648,992.00	663,710.00		1,366,702.00			6,842,267.68		
Maintenance and Other Operating Expenses			7,807,205.64	7,807,205.64	7,807,205.64				7,807,205.64	54,000.00	591,792.00	663,710.00		1,309,502.00	54,000.00	591,792.00	663,710.00		1,309,502.00			6,497,703.64		
Traveling Expenses	5020100000		1,297,723.74	1,297,723.74	1,297,723.74				1,297,723.74														1,297,723.74	
Traveling Expenses - Local	5020101000		903,731.74	903,731.74	903,731.74				903,731.74														903,731.74	
Traveling Expenses - Local	5020101000		903,731.74	903,731.74	903,731.74				903,731.74														903,731.74	
Traveling Expenses - Foreign	5020102000		393,992.00	393,992.00	393,992.00				393,992.00														393,992.00	
Traveling Expenses - Foreign	5020102000		393,992.00	393,992.00	393,992.00				393,992.00														393,992.00	
Training and Scholarship Expenses	5020200000		2,388,725.00	2,388,725.00	2,388,725.00				2,388,725.00		528,792.00	609,710.00		1,138,502.00		528,792.00	609,710.00		1,138,502.00			1,250,223.00		
Training Expenses	5020201000		2,388,725.00	2,388,725.00	2,388,725.00				2,388,725.00		528,792.00	609,710.00		1,138,502.00		528,792.00	609,710.00		1,138,502.00			1,250,223.00		
ICT Training Expenses	5020201001		150,000.00	150,000.00	150,000.00				150,000.00														150,000.00	
Training Expenses	5020201002		2,238,725.00	2,238,725.00	2,238,725.00				2,238,725.00		528,792.00	609,710.00		1,138,502.00		528,792.00	609,710.00		1,138,502.00			1,100,223.00		
Supplies and Materials Expenses	5020300000		797,298.75	797,298.75	797,298.75				797,298.75														797,298.75	
Office Supplies Expenses	5020301000		275,607.34	275,607.34	275,607.34				275,607.34														275,607.34	
Office Supplies Expenses	5020301002		275,607.34	275,607.34	275,607.34				275,607.34														275,607.34	
Accountable Forms Expenses	5020302000		132.50	132.50	132.50				132.50														132.50	
Accountable Forms Expenses	5020302000		132.50	132.50	132.50				132.50														132.50	
Drugs and Medicines Expenses	5020307000		.50	.50	.50				.50														.50	
Drugs and Medicines Expenses	5020307000		.50	.50	.50				.50														.50	
Fuel, Oil and Lubricants Expenses	5020309000		69,916.10	69,916.10	69,916.10				69,916.10														69,916.10	
Fuel, Oil and Lubricants Expenses	5020309000		69,916.10	69,916.10	69,916.10				69,916.10														69,916.10	
Other Supplies and Materials Expenses	5020399000		451,642.31	451,642.31	451,642.31				451,642.31														451,642.31	
Other Supplies and Materials Expenses	5020399000		451,642.31	451,642.31	451,642.31				451,642.31														451,642.31	
Utility Expenses	5020400000		47,413.89	47,413.89	47,413.89				47,413.89														47,413.89	
Water Expenses	5020401000		47,413.57	47,413.57	47,413.57				47,413.57														47,413.57	
Water Expenses	5020401000		47,413.57	47,413.57	47,413.57				47,413.57														47,413.57	
Electricity Expenses	5020402000		.32	.32	.32				.32														.32	
Electricity Expenses	5020402000		.32	.32	.32				.32														.32	
Communication Expenses	5020500000		704,198.13	704,198.13	704,198.13				704,198.13	54,000.00	54,000.00	54,000.00		162,000.00	54,000.00	54,000.00	54,000.00		162,000.00			542,198.13		
Postage and Courier Services	5020501000		98,772.00	98,772.00	98,772.00				98,772.00														98,772.00	
Postage and Courier Services	5020501000		98,772.00	98,772.00	98,772.00				98,772.00														98,772.00	
Telephone Expenses	5020502000		243,426.13	243,426.13	243,426.13				243,426.13														243,426.13	
Mobile	5020502001		59,840.00	59,840.00	59,840.00				59,840.00														59,840.00	
Landline	5020502002		183,586.13	183,586.13	183,586.13				183,586.13														183,586.13	
Internet Subscription Expenses	5020503000		362,000.00	362,000.00	362,000.00				362,000.00	54,000.00	54,000.00	54,000.00		162,000.00	54,000.00	54,000.00	54,000.00		162,000.00			200,000.00		
Internet Subscription Expenses	5020503000		362,000.00	362,000.00	362,000.00				362,000.00	54,000.00	54,000.00	54,000.00		162,000.00	54,000.00	54,000.00	54,000.00		162,000.00			200,000.00		
Professional Services	5021100000		755,720.00	755,720.00	755,720.00				755,720.00														755,720.00	
Legal Services	5021101000		5,720.00	5,720.00	5,720.00				5,720.00														5,720.00	
Legal Services	5021101000		5,720.00	5,720.00	5,720.00				5,720.00														5,720.00	
Consultancy Services	5021103000		750,000.00	750,000.00	750,000.00				750,000.00														750,000.00	
ICT Consultancy Services	5021103001		450,000.00	450,000.00	450,000.00				450,000.00														450,000.00	
Consultancy Services	5021103002		300,000.00	300,000.00	300,000.00				300,000.00														300,000.00	
General Services	5021200000		405,778.63	405,778.63	405,778.63				405,778.63														405,778.63	



Particulars	UACS CODE	Appropriation			Allotments					Current Year Obligations					Current Year Disbursements					Balances			
		Authorized Appropriation	Adjustments (Transfer To)/From, Realignment	Adjusted Appropriations	Allotments Received	Adjustments (Withdrawal, Realignment)	Transfer To	Transfer From	Adjusted Total Allotments	1st Quarter	2nd Quarter	3rd Quarter	4th Quarter	Total	1st Quarter	2nd Quarter	3rd Quarter	4th Quarter	Total	Unreleased Appropriations	Unobligated Allotment	Unpaid Obligations (14-19) = (22+23)	
										Ending March 31	Ending June 30	Ending Sept. 30	Ending Dec. 31		Ending March 31	Ending June 30	Ending Sept. 30	Ending Dec. 31				Due and Demandable	Not Yet Due and Demandable
1	2	3	4	5=(3+4)	6	7	8	9	10=[(6+)-(7)+8+9]	11	12	13	14	15=(11+12+13+14)	16	17	18	19	20=(16+17+18+19)	21=(5-10)	22=(16-15)	23	24
Other General Services	5021299000		405,778.63	405,778.63	405,778.63				405,778.63													405,778.63	
Other General Services	5021299000		405,778.63	405,778.63	405,778.63				405,778.63													405,778.63	
Repairs and Maintenance	5021300000		262,610.89	262,610.89	262,610.89				262,610.89													262,610.89	
Repairs and Maintenance - Machinery and Equipment	5021305000		175,000.00	175,000.00	175,000.00				175,000.00													175,000.00	
Office Equipment	5021305002		120,000.00	120,000.00	120,000.00				120,000.00													120,000.00	
Information and Communication Technology Equipment	5021305003		55,000.00	55,000.00	55,000.00				55,000.00													55,000.00	
Repairs and Maintenance - Transportation Equipment	5021306000		28,772.89	28,772.89	28,772.89				28,772.89													28,772.89	
Motor Vehicles	5021306001		28,772.89	28,772.89	28,772.89				28,772.89													28,772.89	
Repairs and Maintenance - Furniture and Fixtures	5021307000		58,838.00	58,838.00	58,838.00				58,838.00													58,838.00	
Repairs and Maintenance - Furniture and Fixtures	5021307000		58,838.00	58,838.00	58,838.00				58,838.00													58,838.00	
Taxes, Insurance Premiums and Other Fees	5021500000		247,066.94	247,066.94	247,066.94				247,066.94													247,066.94	
Taxes, Duties and Licenses	5021501000		183,320.94	183,320.94	183,320.94				183,320.94													183,320.94	
Taxes, Duties and Licenses	5021501001		183,320.94	183,320.94	183,320.94				183,320.94													183,320.94	
Fidelity Bond Premiums	5021502000		34,375.00	34,375.00	34,375.00				34,375.00													34,375.00	
Fidelity Bond Premiums	5021502000		34,375.00	34,375.00	34,375.00				34,375.00													34,375.00	
Insurance Expenses	5021503000		29,371.00	29,371.00	29,371.00				29,371.00													29,371.00	
Insurance Expenses	5021503000		29,371.00	29,371.00	29,371.00				29,371.00													29,371.00	
Other Maintenance and Operating Expenses	5029800000		900,669.67	900,669.67	900,669.67				900,669.67	9,000.00				9,000.00	9,000.00			9,000.00				891,669.67	
Advertising Expenses	5025010000		499,910.00	499,910.00	499,910.00				499,910.00													499,910.00	
Advertising Expenses	5029901000		499,910.00	499,910.00	499,910.00				499,910.00													499,910.00	
Printing and Publication Expenses	5021902000		201,800.00	201,800.00	201,800.00				201,800.00	9,000.00				9,000.00	9,000.00			9,000.00				192,800.00	
Printing and Publication Expenses	5029902000		201,800.00	201,800.00	201,800.00				201,800.00	9,000.00				9,000.00	9,000.00			9,000.00				192,800.00	
Representation Expenses	5029903000		92,234.63	92,234.63	92,234.63				92,234.63													92,234.63	
Representation Expenses	5029903000		92,234.63	92,234.63	92,234.63				92,234.63													92,234.63	
Rent/Lease Expenses	5029905000		75,379.04	75,379.04	75,379.04				75,379.04													75,379.04	
Rents - Building and Structures	5029905001		75,378.60	75,378.60	75,378.60				75,378.60													75,378.60	
Rents - Equipment	5029905004		.44	.44	.44				.44													.44	
Subscription Expenses	5029907000		7,346.00	7,346.00	7,346.00				7,346.00													7,346.00	
Other Subscription Expenses	5029907099		7,346.00	7,346.00	7,346.00				7,346.00													7,346.00	
Other Maintenance and Operating Expenses	5029999000		24,000.00	24,000.00	24,000.00				24,000.00													24,000.00	
Website Maintenance	5029999001		24,000.00	24,000.00	24,000.00				24,000.00													24,000.00	
Capital Outlays			401,764.04	401,764.04	401,764.04				401,764.04	57,200.00				57,200.00	57,200.00			57,200.00				344,564.04	
Property, Plant and Equipment Outlay	5060400000		401,764.04	401,764.04	401,764.04				401,764.04	57,200.00				57,200.00	57,200.00			57,200.00				344,564.04	
Machinery and Equipment Outlay	5060405000		401,764.04	401,764.04	401,764.04				401,764.04	57,200.00				57,200.00	57,200.00			57,200.00				344,564.04	
Office Equipment	5060405002		220,527.04	220,527.04	220,527.04				220,527.04	57,200.00				57,200.00	57,200.00			57,200.00				163,327.04	
Information and Communication Technology Equipment	5060405003		18,112.00	18,112.00	18,112.00				18,112.00													18,112.00	
ICT Software	5060405015		163,125.00	163,125.00	163,125.00				163,125.00													163,125.00	
<b>GRAND TOTAL</b>			8,208,969.68	8,208,969.68	8,208,969.68				8,208,969.68	54,000.00	648,912.00	669,710.00		1,316,702.00	54,000.00	648,992.00	663,710.00		1,316,702.00			6,842,267.68	

Certified Correct:  
**MILA C. MANALASTAS**  
 Supervising Administrative Officer  
 Agency Budget Officer  
 Date:

Certified Correct:  
**KRISTINE DALE T. CORPUZ**  
 Accountant III  
 Agency Chief Accountant  
 Date:

Recommended By:  
**SANDRA LYN A. BISCOCHO**  
 Chief Administrative Officer  
 Date:

Approved By:  
**ELMIRA S. CRUZ-CAISIDO**  
 Deputy Executive Director IV  
 Date:

LIST OF ALLOTMENTS AND SUB-ALLOTMENTS  
As of the Quarter Ending September 30, 2016

Department: Department of Budget and Management (DBM)  
Agency: Government Procurement Policy Board-Technical Support Office  
Operating Unit: N/A  
Organization Code (UACS): 060020000000  
Fund Cluster: 01 - Regular Agency Fund

Authorization: 01 - Current Year Appropriations

No.	Allotments / Sub-Allotments		Funding Source		Allotments					Sub-Allotment to Regions/Operating Units					Total Allotments / Net of Sub-allotments				
	Number	Date	Description	UACS Code	PS	MOOE	CO	FINEX	Total	PS	MOOE	CO	FINEX	Total	PS	MOOE	CO	FINEX	Total
1	2	3	4	5	6	7	8	9	10=(6+7+8+9)	11	12	13	14	15=(11+12+13+14)	16	17	18	19	20=(16+17+18)
A. Allotments Received From DBM																			
1	SARO-BMB-C-16-0001346	2016-03-03	Miscellaneous Personnel Benefits Fund	01101406	1,626,000.00				1,626,000.00						1,626,000.00				1,626,000.00
2	SARO-BMB-C-16-0001347	2016-03-03	Retirement and Life Insurance Premiums	01104102	180,000.00				180,000.00						180,000.00				180,000.00
3	SARO-BMB-C-16-0014278	2016-05-11	Miscellaneous Personnel Benefits Fund	01101406	1,296,683.00				1,296,683.00						1,296,683.00				1,296,683.00
4	SARO-BMB-C-16-0019336	2016-06-23	Pension and Gratuity Fund	01101407	760,850.00				760,850.00						760,850.00				760,850.00
5	SARO-BMB-C-16-0021691	2016-08-01	Pension and Gratuity Fund	01101407	124,980.00				124,980.00						124,980.00				124,980.00
	Sub-total				3,988,513.00				3,988,513.00						3,988,513.00				3,988,513.00
B. Sub-allotments received from Central Office/Regional Office																			
	Total Allotments				3,988,513.00				3,988,513.00						3,988,513.00				3,988,513.00
Summary by Funding Source Code:																			
			Miscellaneous Personnel Benefits Fund	01101406	2,922,683.00				2,922,683.00						2,922,683.00				2,922,683.00
			Pension and Gratuity Fund	01101407	885,830.00				885,830.00						885,830.00				885,830.00
			Retirement and Life Insurance Premiums	01104102	180,000.00				180,000.00						180,000.00				180,000.00

Certified Correct:  
**MILA C. MANALASTAS**  
Supervising Administrative Officer  
Date:

**STATEMENT OF APPROVED BUDGET, UTILIZATIONS, DISBURSEMENTS AND BALANCES**  
As of September 30, 2016


Department: Department of Budget and Management (DBM)

Agency: Government Procurement Policy Board-Technical Support Office


Operating Unit: N/A


Organization Code (UACS): 060020000000

PARTICULARS	UACS CODE	APPROVED BUDGET			BUDGET UTILIZATION					DISBURSEMENTS					BALANCES			
		Approved Budgeted Revenue	Adjustments (Additions, Reduction, Realignment)	Adjusted Budgeted Revenue	1st Quarter Ending March 31	2nd Quarter Ending June 30	3rd Quarter Ending Sept. 30	4th Quarter Ending Dec. 31	Total	1st Quarter Ending March 31	2nd Quarter Ending June 30	3rd Quarter Ending Sept. 30	4th Quarter Ending Dec. 31	Total	Unutilized Budget	Unpaid Utilizations		
																Due and Demandable / Accounts Payable	Not Yet Due and Demandable	
1	2	3	4	5=[3+(-)4]	6	7	8	9	10=(6+7+8+9)	11	12	13	14	15=(11+12+13+14)	16=(5-10)	17	18	
I. Agency Approved Budget																		
Specific Budgets of National Government Agencies	01101101	1,315,421.68		1,315,421.68	63,273.81	607,606.19			670,880.00	63,273.81	607,606.19			670,880.00	644,541.68			
General Administration and Support	0000010000000000	1,315,421.68		1,315,421.68	63,273.81	607,606.19			670,880.00	63,273.81	607,606.19			670,880.00	644,541.68			
General Administration and Support Services	0000010001000000	1,315,421.68		1,315,421.68	63,273.81	607,606.19			670,880.00	63,273.81	607,606.19			670,880.00	644,541.68			
General management and supervision	1030010001000001	1,315,421.68		1,315,421.68	63,273.81	607,606.19			670,880.00	63,273.81	607,606.19			670,880.00	644,541.68			
MOOE		1,315,421.68		1,315,421.68	63,273.81	607,606.19			670,880.00	63,273.81	607,606.19			670,880.00	644,541.68			
GRAND TOTAL		1,315,421.68		1,315,421.68	63,273.81	607,606.19			670,880.00	63,273.81	607,606.19			670,880.00	644,541.68			
PS																		
MOOE		1,315,421.68		1,315,421.68	63,273.81	607,606.19			670,880.00	63,273.81	607,606.19			670,880.00	644,541.68			
FinEx																		
CO																		
Recapitulation by MFO:																		
OF WHICH:																		
Major Programs/Projects																		
Key Result Area(s)																		
KRA No. 1 - TRANSPARENCY, ACCOUNTABILITY AND OPEN GOVERNANCE	PK1																	
Operations	0000030000000000																	
MFO 1: PROCUREMENT POLICY ADVISORY AND TECHNICAL SUPPORT SERVICES	0000030100000000																	
Technical and administrative support to the Government Procurement Policy Board thru Legal and Research, Capacity Development and Performance Monitoring Services	1030030101000000																	

Certified Correct:   
**MILA C. MANALASTAS**  
Supervising Administrative Officer  
Agency Chief Administrative Officer  
Date:

Certified Correct:   
**KRISTINE DALE T. CORPUZ**  
Accountant III  
Agency Chief Accountant  
Date:


Recommended By:   
**SANDRA LYN A. BISCOCHO**  
Chief Administrative Officer  
Date:

Approved By:   
**ELMIRA S. CRUZ-CAISIDO**  
Deputy Executive Director IV  
Head of Office and Representative  
Date:


**SUMMARY OF APPROVED BUDGET, UTILIZATIONS, DISBURSEMENTS AND BALANCES BY OBJECT OF EXPENDITURES**  
As of the Quarter Ending September 30, 2016

Department : Department of Budget and Management (DBM)  
 Agency : Government Procurement Policy Board-Technical Support Office  
 Operating Unit : N/A  
 Organization Code (UACS) : 060020000000  
 Fund Cluster : 01 - Regular Agency Fund

Particulars	UACS CODE	Approved Budget			Budget Utilization					Disbursements					Balances		
		Approved Budgeted Revenue	Adjustments (Additions, Reductions, Realignment)	Adjusted Budgeted Revenue	1st Quarter Ending March 31	2nd Quarter Ending June 30	3rd Quarter Ending Sept. 30	4th Quarter Ending Dec. 31	Total	1st Quarter Ending March 31	2nd Quarter Ending June 30	3rd Quarter Ending Sept. 30	4th Quarter Ending Dec. 31	Total	Unutilized Budget	Due and Demandable / Accounts Payable	Not Yet Due and Demandable
1	2	3	4	5=[3+(-)4]	6	7	8	9	10=(6+7+8+9)	11	12	13	14	15=(11+12+13+14)	16=(5-10)	17	18
I. Agency Specific Budget																	
Maintenance and Other Operating Expenses		1,315,421.68		1,315,421.68	63,273.81	607,606.19			670,880.00	63,273.81	607,606.19			670,880.00	644,541.68		
Training and Scholarship Expenses	5020200000	1,315,421.68		1,315,421.68	63,273.81	607,606.19			670,880.00	63,273.81	607,606.19			670,880.00	644,541.68		
Training Expenses	5020201000	1,315,421.68		1,315,421.68	63,273.81	607,606.19			670,880.00	63,273.81	607,606.19			670,880.00	644,541.68		
Training Expenses	5020201002	1,315,421.68		1,315,421.68	63,273.81	607,606.19			670,880.00	63,273.81	607,606.19			670,880.00	644,541.68		

Certified Correct:   
**MILA C. MANALASTAS**  
 Supervising Administrative Officer  
 Agency Budget Officer  
 Date:

Certified Correct:   
**KRISTINE DALE T. CORPUZ**  
 Accountant III  
 Agency Chief Accountant  
 Date:

Recommended By:   
**SANDRA LYN A. BISCOCHO**  
 Chief Administrative Officer  
 Date:

Approved By:   
**ELMIRA S. CRUZ-CAISIDO**  
 Deputy Executive Director IV  
 Date:



**MONTHLY REPORT OF DISBURSEMENTS**  
For the month of July, 2016

Department: Department of Budget and Management (DBM)										Agency: Government Procurement Policy Board-Technical Support Office										Operating Unit: N/A											
Organization Code (UACS): 06002000000										Fund Cluster: 01 - Regular Agency Fund																					
PARTICULARS	CURRENT YEAR BUDGET										PRIOR YEAR'S BUDGET										SUB-TOTAL	TRUST LIABILITIES				GRAND TOTAL					REMARKS
	PRIOR YEAR'S ACCOUNTS PAYABLE					CURRENT YEAR'S ACCOUNTS PAYABLE					PRIOR YEAR'S ACCOUNTS PAYABLE					CURRENT YEAR'S ACCOUNTS PAYABLE						PS	MOOE	CO	TOTAL	PS	MOOE	Fin. Exp	CO	TOTAL	
	PS	MOOE	Fin. Exp	CO	TOTAL	PS	MOOE	Fin. Exp	CO	Sub-Total	PS	MOOE	Fin. Exp	CO	Sub-Total	TOTAL	PS	MOOE	CO	TOTAL											

**Summary**

PARTICULARS	PREVIOUS REPORT	CURRENT MONTH	AS OF DATE
(1)	(2)	(3)	(4)
Total Disbursement Authorities Received			
NCA	20,430,573.00	2,772,000.00	23,102,573.00
Working Fund			
TRA	1,295,531.41	233,373.64	1,828,909.05
CDC			
NCAA			
Others (CDT, BTR Docs Stamp, etc.)			
Less: Net of Transfer Allocations (NTA)* issued			
Total Disbursement Authorities Available	22,026,004.41	2,965,373.64	24,991,442.05
Less:			
Lapsed NCA	4,650,164.95		4,650,164.95
Disbursements	17,335,903.46	1,745,304.75	19,122,208.25
Balance of Disbursements Authorities as of date	3,090.00	1,150,068.85	1,187,068.85
Total Disbursements Program	22,026,004.41	2,965,373.64	24,991,442.05
Less: * Actual Disbursements	17,335,903.46	1,745,304.75	19,122,208.25
(Or: n) Under spending-	4,650,164.95	1,150,068.85	5,399,233.80

Certified   
**KRISTINE DALE T. CORPUZ**  
Accountant III  
Agency Chief Accountant  
Date:

Approved By:   
**ELMIRA S. CRUZ-CAISIDO**  
Deputy Executive Director IV  
Date: 

**MONTHLY REPORT OF DISBURSEMENTS**  
For the month of August, 2016

Department: Department of Budget and Management (DBM)										Agency: Government Procurement Policy Board-Technical Support Office										Operating Unit: N/A							
Organization Code (UACS): 06002000000										Fund Cluster: 01 - Regular Agency Fund																	
PARTICULARS	CURRENT YEAR BUDGET					PRIOR YEAR'S ACCOUNTS PAYABLE										SUB-TOTAL	TRUST LIABILITIES				GRAND TOTAL					REMARKS	
	PS	MOOE	Fin. Exp	CO	TOTAL	PRIOR YEAR'S ACCOUNTS PAYABLE					CURRENT YEAR'S ACCOUNTS PAYABLE						PS	MOOE	CO	TOTAL	PS	MOOE	Fin. Exp	CO	TOTAL		
						PS	MOOE	Fin. Exp	CO	Sub-Total	PS	MOOE	Fin. Exp	CO	Sub-Total												TOTAL

**Summary**

PARTICULARS	PREVIOUS REPORT	CURRENT MONTH	AS OF DATE
(1)	(2)	(3)	(4)
Total Disbursement Authorities Received			
NCA	25,162,533.00	2,866,980.00	28,029,513.00
Workline Fund			
IRA	1,828,905.05	278,830.11	2,107,735.16
CDU			
NCAA			
Others (CDT, BTr Docs, Stamp, etc.)			
Less: Notice of Transfers/Allocations (NTA)* issued			
Total Disbursement Authorities Available	24,991,442.05	3,145,810.11	28,137,252.16
Less:			
Lapsed NCA	4,689,164.95		4,689,164.95
Disbursements	19,122,208.25	2,319,307.96	21,441,516.21
Balance of Disbursements Authorities as of to date	1,180,068.85	826,122.15	2,006,191.00
Total Disbursements Program	24,991,442.05	3,145,810.11	28,137,252.16
Less: * Actual Disbursements	19,122,208.25	2,319,307.96	21,441,516.21
(Over) Under spending	5,869,233.80	826,122.15	6,695,355.95

Certified *Kristine Dale T. Corpuz*  
**KRISTINE DALE T. CORPUZ**  
Accountant III  
Date:

Approved By: *Elmira S. Cruz-Caisido*  
**ELMIRA S. CRUZ-CAISIDO**  
Head of Agency or Authorized Representative  
Deputy Executive Director IV  
Date:

**MONTHLY REPORT OF DISBURSEMENTS**  
For the month of September, 2016

Department: Department of Budget and Management (DBM)					Agency: Government Procurement Policy Board-Technical Support Office										Operating Unit: N/A														
Organization Code (UACS): 060020000000					Fund Cluster: 01 - Regular Agency Fund																								
PARTICULARS	CURRENT YEAR BUDGET					PRIOR YEAR'S ACCOUNTS PAYABLE										SUB-TOTAL	TRUST LIABILITIES				GRAND TOTAL					REMARKS			
	PS	MOOE	Fin. Exp	CO	TOTAL	PRIOR YEAR'S ACCOUNTS PAYABLE					CURRENT YEAR'S ACCOUNTS PAYABLE						PS	MOOE	CO	TOTAL	PS	MOOE	Fin. Exp	CO	TOTAL				
						PS	MOOE	Fin. Exp	CO	Sub-Total	PS	MOOE	Fin. Exp	CO	Sub-Total												TOTAL		
1	2	3	4	5	6=(2+3+4+5)	7	8	9	10	11=(7+8+9+10)	12	13	14	15	16=(12+13+14+15)	17=(11+16)	18=(17)	19	20	21	22=(19+20+21)	23	24	25	26	27=(23+24+25+26)	28		
Notice of Cash Allocation (NCA)	1,347,835.34	30,297,594.00			1,378,132.34																								
MDS Checks Issued	352,826.03	151,715.46			504,541.49																								
Advice to Debit Account	995,009.31	151,260.48			1,146,269.81																								
Working Fund (NCA issued to BTR)																													
Tax Remittance Advice Issued (TRA)	256,900.00	9,080.26			265,980.26																								
Costs Disbursement Ceiling (CDC)																													
Non-Compliance Authority (NCAA)																													
Others (CDT, BTR Docs Stamp, etc.)																													

**Summary**

PARTICULARS	PREVIOUS REPORT	CURRENT MONTH	AS OF DATE
(1)	(2)	(3)	(4)
Total Disbursement Authorities Received			
NCA	26,032,313.00	2,966,960.00	28,999,273.00
Working Fund			
TRA	2,104,759.16	288,917.89	2,393,677.05
CDC			
NCAA			
Others (CDT, BTR Docs Stamp, etc.)			
Less: Notice of Transfer Allocations (NTA) issued			
Total Disbursements Authorities Available	28,137,272.16	3,248,917.79	31,386,189.95
Less:			
Lapsed NCA	4,689,164.95	2,954,254.57	7,643,419.52
Disbursements	21,441,916.21	2,306,854.22	23,748,770.43
Balance of Disbursements Authorities as of to date	2,906,191.00	(2,006,191.00)	900,000.00
Total Disbursements Program	29,137,272.16	3,248,917.79	31,386,189.95
Less: * Actual Disbursements	21,441,916.21	2,306,854.22	23,748,770.43
(Over) Under spending	6,695,355.95	948,063.57	7,643,419.52


Certified Correct:  
*Kristine Dale T. Corpuz*  
**KRISTINE DALE T. CORPUZ**  
Agency Chief Accountant  
Accountant III  
Date:

Approved By: *Elmira S. Cruz-Caisido*  
**ELMIRA S. CRUZ-CAISIDO**  
Deputy Executive Director  
Head of Agency with Financial Representative  
Date: *Sept 2016*

**QUARTERLY REPORT OF REVENUE AND OTHER RECEIPTS**  
**As of the Quarter Ending September 30, 2016**  
**(In Pesos)**

Department: Department of Budget and Management (DBM)								Agency: Government Procurement Policy Board-Technical Support Office					
Operating Unit: N/A								Organization Code (UACS): 060020000000					
CLASSIFICATION / SOURCES OF REVENUE AND OTHER RECEIPTS	UACS Code	REVENUE TARGET (Annual)	ACTUAL REVENUE AND OTHER RECEIPTS COLLECTIONS					CUMULATIVE REMITTANCE /DEPOSITS TO DATE			VARIANCE		REMARKS
			1st Quarter	2nd Quarter	3rd Quarter	4th Quarter	TOTAL	Remittance to BTr	Deposited with AGDB	Total	Amount	%	
1	2	3	4	5	6	7	8=(4+5+6+7)	9	10	11=(9+10)	12=(8-3)	13=(12/3)	14
General Fund (formerly Fund 101)													
Special Account in the General Fund (formerly Fund 105, 183, 401, 151-159)													
Off-Budget Accounts (formerly Fund 161 to 164, etc.)													
Other Service Income	4020199099		334.40		200.64		535.04	535.04		535.04	535.04		
Seminar/Training Fees	4020204000		460,880.00	854,541.68	540,511.02		1,855,932.70	1,792,658.89	63,273.81	1,855,932.70	1,855,932.70		
Gain on Sale of Property, Plant and Equipment	4050104000				433.92		433.92	433.92		433.92	433.92		
Sale of Garnished/Confiscated/Abandoned/Seized Goods and Properties	4060101000				23,866.08		23,866.08	23,866.08		23,866.08	23,866.08		
Custodial Funds (formerly Fund 101-184, 187)													
<b>TOTAL</b>			461,214.40	854,541.68	565,011.66		1,880,767.74	1,817,493.93	63,273.81	1,880,767.74	1,890,767.74		

Certified Correct  
**KRISTINE DALE T. CORPUZ**  
 Accountant III  
 Agency Chief Accountant  
 Date:

Approved By:   
**ELMIRA S. CRUZ-CAISIDO**  
 Deputy Executive Director IV  
 Date: