

**QUARTERLY PHYSICAL REPORT OF OPERATION**  
As of 2019 December 31

BAR No. 1

Department: Department of Budget and Management (DBM)  
Appropriations: Current Year Appropriations  
Agency: Government Procurement Policy Board  
Operating Unit: N/A  
Organization Code (UACS): 060020000000  
Report Status: PENDING

Particulars	UACS CODE	Physical Targets					Physical Accomplishments					Variance as of Dec 31, 2019	Remarks
		1st Quarter	2nd Quarter	3rd Quarter	4th Quarter	Total	1st Quarter	2nd Quarter	3rd Quarter	4th Quarter	Total		
1	2	3	4	5	6	7= (3+4+5+6)	8	9	10	11	12= (8+9+10+11)	13	14
Part A													
I. Operations													
OO : Efficient Government Operations													
PROCUREMENT POLICY ADVISORY AND TECHNICAL SUPPORT PROGRAM	3101000000000000												
Outcome Indicator													
1. Percentage of Agency Performance Compliance and Performance Indicator (APCPI) results evaluated by the GPPB-TSO with an average rating/score of "2.00" or better		-	-	-	15%	15%	-	-		25.06%	25.06%	10.06%	25.06% (100 out of 399 agencies) 2018 APCPI results evaluated by the GPPB-TSO with an average rating/score of "2.00" or better
Output Indicators													
1. Percentage of procurement policy recommendations approved by the GPPB		-	-	-	80%	80%	-	-		225.00%	225.00%	145%	225.00% (18 out of 8 target) policy recommendations submitted to the GPPB were approved.  <i>The additional number of increase in the actual accomplishment for CY 2019 is due to the influx of requests from other government agencies on procurement related concerns.</i>
2. Percentage of agencies evaluated under APCPI system		-	-	-	20%	20%	-	-		30.33%	30.33%	10.33%	30.33% (121 out of 399) agencies were evaluated under the APCPI System.
3. Percentage of target numbers of agencies covered by training or professionalization program		-	-	-	70%	70%	-	-		90.00%	90.00%	20.00%	90.00% (144 out of 160 target) agencies, comprise of NGAs, GOCCs/GFIs, SUCs, LGUs and Private Sectors were covered by training or professionalisation program.

Prepared by:

*IAN MOISES S. LARANJO*  
Planning Services Head / Planning Officer  
Date:

In coordination with:

*MICHELL V. LUCERO*  
Financial Services Head/ Budget Officer  
Date:

Approved by:

*ELMIRA S. CRUZ-CAISIDO*  
Dep. Exec. Director  
Agency Head/ Department Secretary  
Date:







SUMMARY OF APPROPRIATIONS, ALLOTMENTS, OBLIGATIONS, DISBURSEMENTS AND BALANCES BY OBJECT OF EXPENDITURES  
As of the Quarter Ending December 31, 2019

Department: Department of Budget and Management  
Agency: Government Procurement Policy Board - Technical Support Office (GPPB-TSO)  
Operating Unit: GPPB-TSO  
Organization Code (UACS): 05 002 00 00000  
Funding Source Code (as clustered): 01 - Regular Agency Fund  
(e.g. Old Fund Code: 101,102,151)

Current Year Appropriations  
Supplemental Appropriations  
Continuing Appropriations

Table with columns: Particulars, UACS CODE, Appropriations, Allotments, Current Year Obligations, Current Year Disbursements, Balances. Includes sub-sections B. AUTOMATIC APPROPRIATIONS and C. SPECIAL PURPOSE FUNDS.

Certified Correct: MICHELL V. LUCERO, MARIA LOURDES S. HERNANDEZ  
Recommending Approval: MILA C. MANALASTAS  
Approved By: ELMIRA B. CRUZ CAISIDO  
Date: [Signatures and Dates]

STATEMENT OF APPROPRIATIONS, ALLOTMENTS, OBLIGATIONS, DISBURSEMENTS AND BALANCES
As at the Quarter Ending December 31, 2019

Department: Department of Budget and Management (DBM)
Agency: Government Procurement Policy Board-Technical Support Office
Operating Unit: < not applicable >
Organization Code: 06 002 0000000
Fund Cluster: 01 Regular Agency Fund
(e.g. UACS Fund Cluster: 01-Regular Agency Fund, 02-Foreign Assisted Projects Fund, 03-Special Account-Locally Funded/Domestic Grants Fund, and 04-Special Account-Foreign Assisted/Foreign Grants Fund)

Table with 2 rows and 1 column. Row 1: X. Row 2:

Main financial table with columns: Particulars, UACS CODE, Appropriations (Authorized, Adjustments, Adjusted), Allotments (Received, Adjustments, Transfer To, Transfer From, Adjusted Total), Current Year Obligations (1st-4th Quarter, TOTAL), Current Year Disbursements (1st-4th Quarter, TOTAL), Balances (Unreleased, Unobligated, Unpaid Obligations).

Certified Correct: [Signature] MICHELL V. LUCERO
Administrative Officer V/Budget Officer
Date:

Certified Correct: [Signature] MARIA LOURDES S. HERNANDEZ
Accountant III
Date:

Recommending Approval: [Signature] MILA C. MANALASTAS
OIC Chief Administrative Officer
Date:

Approved By: [Signature] ELMIRA S. CRUZ-CAISIDO
Deputy Executive Director IV
Date:

**STATEMENT OF APPROPRIATIONS, ALLOTMENTS, OBLIGATIONS, DISBURSEMENTS AND BALANCES**  
As at the Quarter Ending December 31, 2019

Department: Department of Budget and Management (DBM)  
 Agency/Entity: Government Procurement Policy Board-Technical Support Office  
 Operating Unit: < not applicable >  
 Organization Code: 06 002 0000000  
 Fund Cluster: 01 Regular Agency Fund  
 (e.g. UACS Fund Cluster: 01-Regular Agency Fund, 02-Foreign Assisted Projects Fund, 03-Special Account-Locally Funded/Domestic Grants Fund, and 04-Special Account-Foreign Assisted/Foreign Grants Fund)

X

Particulars	UACS CODE	Appropriations			Allotments					Obligations					Disbursements					Balances			
		Authorized Appropriations	Adjustments (Transfer To/From, Modifications/Augmentations)	Adjusted Appropriations	Allotments Received	Adjustments (Reductions, Modifications/Augmentations)	Transfer To	Transfer From	Adjusted Allotments	1st Quarter Ending March 31	2nd Quarter Ending June 30	3rd Quarter Ending Sept. 30	4th Quarter Ending Dec. 31	TOTAL	1st Quarter Ending March 31	2nd Quarter Ending June 30	3rd Quarter Ending Sept. 30	4th Quarter Ending Dec. 31	TOTAL	Unreleased Appropriations	Unobligated Allotments	Unpaid Obligations (15-20)=(23+24)	
1	2	3	4	5=(3+4)	6	7	8	9	10=[6+(-)7-8+9]	11	12	13	14	15=(11+12+13+14)	16	17	18	19	20=(16+17+18+19)	21=(5-10)	22=(10-15)	23	24
SUMMARY		3,909,790.92	0.00	3,909,790.92	3,909,790.92	0.00	0.00	0.00	3,909,790.92	15,000.00	276,584.59	1,296,173.01	763,046.49	2,350,804.09	15,000.00	276,584.59	1,296,173.01	723,627.49	2,311,365.09	0.00	1,536,386.83	4,500.00	34,919.00
I. CONTINUING APPROPRIATIONS		3,909,790.92	0.00	3,909,790.92	3,909,790.92	0.00	0.00	0.00	3,909,790.92	15,000.00	276,584.59	1,296,173.01	763,046.49	2,350,804.09	15,000.00	276,584.59	1,296,173.01	723,627.49	2,311,365.09	0.00	1,536,386.83	4,500.00	34,919.00
Maintenance and Other Operating Expenses		3,695,608.71	(1,000,000.00)	2,695,608.71	3,695,608.71	(1,000,000.00)	0.00	0.00	2,695,608.71	15,000.00	276,584.59	344,507.76	743,046.49	1,399,138.84	15,000.00	276,584.59	344,507.76	723,627.49	1,359,719.84	0.00	1,396,469.87	4,500.00	34,919.00
Traveling Expenses		156,460.33	(156,460.00)	0.33	156,460.33	(156,460.00)	0.00	0.00	0.33	0.00	0.00	0.00	0.00	0.00	0.00	0.00	0.00	0.00	0.00	0.00	0.73	0.00	0.00
Traveling Expenses - Local	5020101000	120,082.09	(120,082.00)	0.09	120,082.09	(120,082.00)	0.00	0.00	0.09	0.00	0.00	0.00	0.00	0.00	0.00	0.00	0.00	0.00	0.00	0.00	0.00	0.00	0.00
Traveling Expenses - Foreign	5020102000	36,378.24	(36,378.00)	0.24	36,378.24	(36,378.00)	0.00	0.00	0.24	0.00	0.00	0.00	0.00	0.00	0.00	0.00	0.00	0.00	0.00	0.00	0.00	0.00	0.00
Training and Scholarship Expenses		464,890.77	(129,015.70)	335,875.07	464,890.77	(129,015.70)	0.00	0.00	335,875.07	0.00	0.00	0.00	0.00	308,721.10	0.00	0.00	0.00	304,221.10	304,221.10	0.00	27,153.97	4,500.00	0.00
Training Expenses	5020201002	464,890.77	(129,015.70)	335,875.07	464,890.77	(129,015.70)	0.00	0.00	335,875.07	0.00	0.00	0.00	0.00	308,721.10	0.00	0.00	0.00	304,221.10	304,221.10	0.00	27,153.97	4,500.00	0.00
Supplies and Materials Expenses		486,204.74	(442,705.04)	43,499.70	486,204.74	(442,705.04)	0.00	0.00	43,499.70	15,000.00	0.00	0.00	0.00	16,000.00	15,000.00	0.00	0.00	0.00	15,000.00	0.00	28,099.70	0.00	0.00
ICT Office Supplies	5020301001	18,000.00	(18,000.00)	0.00	18,000.00	(18,000.00)	0.00	0.00	0.00	0.00	0.00	0.00	0.00	0.00	0.00	0.00	0.00	0.00	0.00	0.00	0.00	0.00	0.00
Office Supplies Expenses	5020301002	2,888.706.85	(248,618.04)	88.81	248,706.85	(248,618.04)	0.00	0.00	88.81	0.00	0.00	0.00	0.00	0.00	0.00	0.00	0.00	0.00	0.00	0.00	88.81	0.00	0.00
Accountable Forms Expenses	5020302000	2,100.00	(2,100.00)	0.00	2,100.00	(2,100.00)	0.00	0.00	0.00	0.00	0.00	0.00	0.00	0.00	0.00	0.00	0.00	0.00	0.00	0.00	0.00	0.00	0.00
Drugs and Medicines Expenses	5020307000	2,781.50	(2,781.00)	0.50	2,781.50	(2,781.00)	0.00	0.00	0.50	0.00	0.00	0.00	0.00	0.00	0.00	0.00	0.00	0.00	0.00	0.00	0.00	0.00	0.00
Fuel, Oil and Lubricants Expenses	5020309000	84,138.15	(84,138.00)	0.15	84,138.15	(84,138.00)	0.00	0.00	0.15	0.00	0.00	0.00	0.00	0.00	0.00	0.00	0.00	0.00	0.00	0.00	0.00	0.00	0.00
Office Equipment	5020321002	79.28	(15,000.00)	15,079.28	79.28	(15,000.00)	0.00	0.00	15,079.28	15,000.00	0.00	0.00	0.00	15,000.00	15,000.00	0.00	0.00	0.00	15,000.00	0.00	79.28	0.00	0.00
Printing Equipment	5020321011	43,000.00	(15,000.00)	28,000.00	43,000.00	(15,000.00)	0.00	0.00	28,000.00	0.00	0.00	0.00	0.00	0.00	0.00	0.00	0.00	0.00	0.00	0.00	28,000.00	0.00	0.00
Semi-Expendable Furniture, Fixtures and	5020322000	330.00	0.00	330.00	330.00	0.00	0.00	0.00	330.00	0.00	0.00	0.00	0.00	0.00	0.00	0.00	0.00	0.00	0.00	0.00	330.00	0.00	0.00
Other Supplies and Materials Expenses	5020300000	87,068.96	(87,068.00)	0.96	87,068.96	(87,068.00)	0.00	0.00	0.96	0.00	0.00	0.00	0.00	0.00	0.00	0.00	0.00	0.00	0.00	0.00	0.96	0.00	0.00
Utility Expenses		146,093.96	(146,093.00)	0.96	146,093.96	(146,093.00)	0.00	0.00	0.96	0.00	0.00	0.00	0.00	0.00	0.00	0.00	0.00	0.00	0.00	0.00	0.96	0.00	0.00
Water Expenses	5020401000	17,397.25	(17,397.00)	0.25	17,397.25	(17,397.00)	0.00	0.00	0.25	0.00	0.00	0.00	0.00	0.00	0.00	0.00	0.00	0.00	0.00	0.00	0.25	0.00	0.00
Electricity Expenses	5020402000	128,696.71	(128,696.00)	0.71	128,696.71	(128,696.00)	0.00	0.00	0.71	0.00	0.00	0.00	0.00	0.00	0.00	0.00	0.00	0.00	0.00	0.00	0.71	0.00	0.00
Communication Expenses		116,798.02	(116,798.00)	0.02	116,798.02	(116,798.00)	0.00	0.00	0.02	0.00	0.00	0.00	0.00	0.00	0.00	0.00	0.00	0.00	0.00	0.00	0.02	0.00	0.00
Postage and Courier Services	5020501000	71,461.00	(71,461.00)	0.00	71,461.00	(71,461.00)	0.00	0.00	0.00	0.00	0.00	0.00	0.00	0.00	0.00	0.00	0.00	0.00	0.00	0.00	0.00	0.00	0.00
Mobile	5020502001	16,200.00	(16,200.00)	0.00	16,200.00	(16,200.00)	0.00	0.00	0.00	0.00	0.00	0.00	0.00	0.00	0.00	0.00	0.00	0.00	0.00	0.00	0.00	0.00	0.00
Landline	5020502002	3,137.02	(3,137.00)	0.02	3,137.02	(3,137.00)	0.00	0.00	0.02	0.00	0.00	0.00	0.00	0.00	0.00	0.00	0.00	0.00	0.00	0.00	0.02	0.00	0.00
Internet Subscription Expenses	5020503000	26,000.00	(26,000.00)	0.00	26,000.00	(26,000.00)	0.00	0.00	0.00	0.00	0.00	0.00	0.00	0.00	0.00	0.00	0.00	0.00	0.00	0.00	0.00	0.00	0.00
Confidential, Intelligence and Extraordinary		0.00	0.00	0.00	0.00	0.00	0.00	0.00	0.00	0.00	0.00	0.00	0.00	0.00	0.00	0.00	0.00	0.00	0.00	0.00	0.00	0.00	0.00





LIST OF THE ALLOTMENTS AND SUB-ALLOTMENTS  
As at the quarter ending December 31, 2019


Department : Department of Budget and Management (DBM)  
 Agency/Entity : Government Procurement Policy Board-Technical Support Office  
 Operating Unit : < not applicable >  
 Organization Code : 06 002 0000000  
 Fund Cluster : 01 Regular Agency Fund  
 (e.g. UACS Fund Cluster: 01-Regular Agency Fund, 02-Foreign Assisted Projects Fund, 03-Special Account-Locally Funded/Domestic Grants Fund, and 04-Special Account-Foreign Assisted/Foreign Grants Fund)


X

 Supplemental Appropriations

Allotments/Sub-Allotments Reference			Funding Source	Allotments/Sub-Allotments received from CO/ROs/OUs					Sub-Allotments to ROs/OUs					Total Allotments/Net of Sub-allotments					
No.	Number	Date	Description	UACS Code	PS	MOOE	FinEx	CO	Sub-Total	PS	MOOE	FinEx	CO	TOTAL	PS	MOOE	FinEx	CO	TOTAL
1	2	3	4	5	6	7	8	9	10=(6+7+8+9)	11	12	13	14	15=	16=(6+11)	17=(7+12)	18=(8+13)	19=(9+14)	20=
A. Allotments received from DBM																			
1	COMPREHENSIVE RELEASE PER ANNEX A AND A-1 OF NBC NO. 577	05/03/2019	Specific Budgets of National Government Agencies	101101	20,861,427.00	9,482,567.00	0.00	35,000.00	30,378,994.00	0.00	0.00	0.00	0.00	0.00	20,861,427.00	9,482,567.00	0.00	35,000.00	30,378,994.00
2	COMPREHENSIVE RELEASE PER ANNEX A AND A-1 OF NBC NO. 577	05/03/2019	Retirement and Life Insurance Premiums	104102	2,707,000.00	0.00	0.00	0.00	2,707,000.00	0.00	0.00	0.00	0.00	0.00	2,707,000.00	0.00	0.00	0.00	2,707,000.00
3	GAA-2019-C00300B	06/13/2019	Specific Budgets of National Government Agencies	101101	0.00	0.00	0.00	0.00	0.00	0.00	0.00	0.00	0.00	0.00	0.00	0.00	0.00	0.00	0.00
4	GAA-2019-C00301B	06/13/2019	Retirement and Life Insurance Premiums	104102	0.00	0.00	0.00	0.00	0.00	0.00	0.00	0.00	0.00	0.00	0.00	0.00	0.00	0.00	0.00
5	OBLIGATIONAL AUTHORITY	05/03/2019	Specific Budgets of National Government Agencies	101101	9,190,573.00	6,763,433.00	0.00	0.00	15,954,006.00	0.00	0.00	0.00	0.00	0.00	9,190,573.00	6,763,433.00	0.00	0.00	15,954,006.00
6	SARO-BMB-C-19-0002803	06/26/2019	Pension and Gratuity Fund	101407	610,272.00	0.00	0.00	0.00	610,272.00	0.00	0.00	0.00	0.00	0.00	610,272.00	0.00	0.00	0.00	610,272.00
7	SARO-BMB-C-19-0003473	06/26/2019	Pension and Gratuity Fund	101407	610,977.00	0.00	0.00	0.00	610,977.00	0.00	0.00	0.00	0.00	0.00	610,977.00	0.00	0.00	0.00	610,977.00
8	SARO-BMB-C-19-0003891	06/26/2019	Pension and Gratuity Fund	101407	18,240.00	0.00	0.00	0.00	18,240.00	0.00	0.00	0.00	0.00	0.00	18,240.00	0.00	0.00	0.00	18,240.00
9	SARO-BMB-C-19-0004865	06/19/2019	Pension and Gratuity Fund	101407	106,795.00	0.00	0.00	0.00	106,795.00	0.00	0.00	0.00	0.00	0.00	106,795.00	0.00	0.00	0.00	106,795.00
10	SARO-BMB-C-19-0006979	07/15/2019	Pension and Gratuity Fund	101407	337,212.00	0.00	0.00	0.00	337,212.00	0.00	0.00	0.00	0.00	0.00	337,212.00	0.00	0.00	0.00	337,212.00
11	SARO-BMB-C-19-0021595	12/04/2019	Miscellaneous Personnel Benefits Fund	101406	3,115,732.00	0.00	0.00	0.00	3,115,732.00	0.00	0.00	0.00	0.00	0.00	3,115,732.00	0.00	0.00	0.00	3,115,732.00
12	SARO-BMB-C-19-0021596	12/04/2019	Retirement and Life Insurance Premiums	104102	361,840.00	0.00	0.00	0.00	361,840.00	0.00	0.00	0.00	0.00	0.00	361,840.00	0.00	0.00	0.00	361,840.00
13	SARO-BMB-C-19-0026344	12/26/2019	Miscellaneous Personnel Benefits Fund	101406	371,000.00	0.00	0.00	0.00	371,000.00	0.00	0.00	0.00	0.00	0.00	371,000.00	0.00	0.00	0.00	371,000.00
14	SARO-BMB-C-19-0028920	12/26/2019	Specific Budgets of National Government Agencies	101101	1,100,000.00	(1,100,000.00)	0.00	0.00	0.00	0.00	0.00	0.00	0.00	0.00	1,100,000.00	(1,100,000.00)	0.00	0.00	0.00
Sub-Total					39,391,068.00	15,146,000.00	0.00	35,000.00	54,572,068.00	0.00	0.00	0.00	0.00	0.00	39,391,068.00	15,146,000.00	0.00	35,000.00	54,572,068.00
Total Allotments					39,391,068.00	15,146,000.00	0.00	35,000.00	54,572,068.00	0.00	0.00	0.00	0.00	0.00	39,391,068.00	15,146,000.00	0.00	35,000.00	54,572,068.00

Certified Correct:  
  
 MICHELLE V. LUCERO  
 Budget Officer  
 Date:

Recommending Approval:  
  
 MILA C. MANALASTAS  
 Supervising Administrative Officer  
 Date:


Approved By:  
  
 ELMIRA S. CRUZ-CAISIDO  
 Deputy Executive Director IV  
 Date:

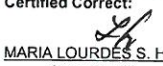
**SUMMARY OF OBLIGATIONS, DISBURSEMENTS, LIQUIDATION AND BALANCES for INTER-AGENCY FUND TRANSFERS**  
As of the Quarter Ending December 31, 2019

FAR No. 1-C


Department : Department of Budget and Management  
 Agency : Government Procurement Policy Board - Technical Support Office (GPPB-TSO)  
 Operating Unit : GPPB-TSO  
 Organization Code (UACS) : 06 002 00 00000  
 Fund Cluster : 01 - Regular Agency Fund

Implementing Agencies and Projects	Obligations					Disbursements (Funds Transferred To)					Liquidations					Balances				
	Obligation Request and Status		1st Quarter	2nd Quarter	3rd Quarter	4th Quarter	Total	1st Quarter	2nd Quarter	3rd Quarter	4th Quarter	Total	1st Quarter	2nd Quarter	3rd Quarter	4th Quarter	Total	Unpaid Obligations	Unliquidated Fund Transfers	
	Number	Date	Ending March 31	Ending June 30	Ending Sept. 30	Ending Dec. 31		Ending March 31	Ending June 30	Ending Sept. 30	Ending Dec. 31		Ending March 31	Ending June 30	Ending Sept. 30	Ending Dec. 31		19=(8-13)	20=(13-18)	
1	2	3	4	5	6	7	8=(4+5+6+7)	9	10	11	12	13=(9+10+11+12)	14	15	16	17	18=(14+15+16+17)	19=(8-13)	20=(13-18)	
Department of Public Works and Highways			152,500,000.00	-	-	-	152,500,000.00	152,500,000.00	-	-	-	152,500,000.00	-	-	-	-	-	-	-	152,500,000.00
Department of Public Works and Highways			152,500,000.00	-	-	-	152,500,000.00	152,500,000.00	-	-	-	152,500,000.00	-	-	-	-	-	-	-	152,500,000.00
Construction of the GPPB-TSO Building			152,500,000.00	-	-	-	152,500,000.00	152,500,000.00	-	-	-	152,500,000.00	-	-	-	-	-	-	-	152,500,000.00
PS			-	-	-	-	-	-	-	-	-	-	-	-	-	-	-	-	-	-
MOOE			-	-	-	-	-	-	-	-	-	-	-	-	-	-	-	-	-	-
CO	06-101101-2018-11-00295	2/21/2019	152,500,000.00	-	-	-	152,500,000.00	152,500,000.00	-	-	-	152,500,000.00	-	-	-	-	-	-	-	152,500,000.00
Office of the President			2,000,000.00	-	-	-	2,000,000.00	2,000,000.00	-	-	-	2,000,000.00	-	-	-	-	-	-	-	2,000,000.00
Presidential Communication Operation Office			2,000,000.00	-	-	-	2,000,000.00	2,000,000.00	-	-	-	2,000,000.00	-	-	-	-	-	-	-	2,000,000.00
Development of Audio Visual Presentation and Enhancement of e-Modules on Procurement			2,000,000.00	-	-	-	2,000,000.00	2,000,000.00	-	-	-	2,000,000.00	-	-	-	-	-	-	-	2,000,000.00
PS			2,000,000.00	-	-	-	2,000,000.00	2,000,000.00	-	-	-	2,000,000.00	-	-	-	-	-	-	-	2,000,000.00
MOOE			-	-	-	-	-	-	-	-	-	-	-	-	-	-	-	-	-	-
CO	02-101191-2019-12-00336	2/21/2019	2,000,000.00	-	-	-	2,000,000.00	2,000,000.00	-	-	-	2,000,000.00	-	-	-	-	-	-	-	2,000,000.00
Department of Budget and Management			-	-	981,665.25	-	981,665.25	-	-	981,665.25	-	981,665.25	-	-	686,212.80	292,141.80	978,354.60	-	-	3,310.65
Procurement Services			-	-	981,665.25	-	981,665.25	-	-	981,665.25	-	981,665.25	-	-	686,212.80	292,141.80	978,354.60	-	-	3,310.65
Government Fares Agreement (GFA)			-	-	30,000.00	-	30,000.00	-	-	30,000.00	-	30,000.00	-	-	-	30,000.00	30,000.00	-	-	-
PS			-	-	30,000.00	-	30,000.00	-	-	30,000.00	-	30,000.00	-	-	-	-	-	-	-	-
MOOE			-	-	30,000.00	-	30,000.00	-	-	30,000.00	-	30,000.00	-	-	-	-	-	-	-	-
CO	02-101101-2019-03-00207	8/15/2019	-	-	30,000.00	-	30,000.00	-	-	30,000.00	-	30,000.00	-	-	-	30,000.00	30,000.00	-	-	-
Laptops and Microsoft Office Licenses			-	-	951,665.25	-	951,665.25	-	-	951,665.25	-	951,665.25	-	-	686,212.80	262,141.80	948,354.60	-	-	3,310.65
PS			-	-	951,665.25	-	951,665.25	-	-	951,665.25	-	951,665.25	-	-	686,212.80	262,141.80	948,354.60	-	-	3,310.65
MOOE			-	-	951,665.25	-	951,665.25	-	-	951,665.25	-	951,665.25	-	-	686,212.80	262,141.80	948,354.60	-	-	3,310.65
CO	06-102101-2019-09-00267	9/24/2019	-	-	951,665.25	-	951,665.25	-	-	951,665.25	-	951,665.25	-	-	686,212.80	262,141.80	948,354.60	-	-	3,310.65
<b>GRAND TOTAL</b>			154,500,000.00	-	981,665.25	-	155,481,665.25	154,500,000.00	-	981,665.25	-	155,481,665.25	-	-	686,212.80	292,141.80	978,354.60	-	-	154,503,310.65

Certified Correct:  
  
 MICHEL V. LUCERO  
 Administrative Officer V/Budget Officer  
 Date:

Certified Correct:  
  
 MARIA LOURDES S. HERNANDEZ  
 Accountant III  
 Date:

Recommending Approval:  
  
 MILA C. MANALASTAS  
 Supervising Administrative Officer  
 Date:


Approved By:  
  
 ELMIRA S. CRUZ-CAISIDO  
 Deputy Executive Director IV  
 Date:


**SUMMARY OF APPROVED BUDGET, UTILIZATION, DISBURSEMENT AND BALANCES**  
**(For Off-Budgetary Funds)**  
**As of the Quarter Ending December 31, 2019**

FAR No. 2


Department : Department of Budget and Management  
 Agency : Government Procurement Policy Board - Technical Support Office (GPPB-TSO)  
 Operating Unit : GPPB-TSO  
 Organization Code (UACS) : 06 002 00 00000  
 Fund Cluster : 01 - Regular Agency Fund  
 (e.g. UACS Fund Cluster: 05-Internally Generated Funds and 06-Business Related Funds)

Particulars	UACS CODE	Approved Budget			Utilizations					Disbursement					Balances		
		Approved Budgeted Revenue	Adjustments (Reductions, Modifications/ Augmentations)	Adjusted Budgeted Revenue	1st Quarter	2nd Quarter	3rd Quarter	4th Quarter	Total	1st Quarter	2nd Quarter	3rd Quarter	4th Quarter	Total	Unutilized Budget	Unpaid Utilizations (10-15)=(17+18)	
					Ending March 31	Ending June 30	Ending Sept. 30	Ending Dec. 31		Ending March 31	Ending June 30	Ending Sept. 30	Ending Dec. 31			Due and Demandable Account Payable	Not Yet Due and Demandable
1	2	3	4	5=[3+(-)4]	6	7	8	9	10=(6+7+8+9)	11	12	13	14	15=(11+12+13+14)	16=(5-10)	17	18
<b>GRAND TOTAL</b>																	
PS																	
MOOE																	
FinEx (if applicable)																	
CO																	
<b>Recapitulation by Program:</b>																	
Program 1																	
Program 2																	
...continue down to the last Program																	
<b>OF WHICH:</b>																	
Major Programs/Projects																	
Program Budgeting:																	
MPP																	
Other Major Problems and Projects and monitored by the President through PMS																	
PAP																	
...continue down to the last PAP																	
...continue down to the last Program Budgeting																	
...continue down to the last KRA																	
<b>GRAND TOTAL</b>																	

**Certified Correct:**  
  
 MICHELL V. LUCERO  
 Administrative Officer VI/Budget Officer  
 Date: \_\_\_\_\_

**Certified Correct:**  
  
 MARIA LOURDES S. HERNANDEZ  
 Accountant III  
 Date: \_\_\_\_\_

**Recommending Approval:**  
  
 MILA C. MANALASTAS  
 Supervising Administrative Officer  
 Date: \_\_\_\_\_

**Approved By:**  
  
 ELMIRA S. CRUZ-CAISIDO  
 Deputy Executive Director IV  
 Date: \_\_\_\_\_

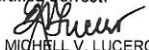



The Agency/Entity/CO shall disclose the Ous/Ros which are not included in the consolidation report, in case not all Ous/Ros submitted their reports for consolidation.

**SUMMARY OF APPROVED BUDGET, UTILIZATION, DISBURSEMENT AND BALANCES BY OBJECT OF EXPENDITURES**  
 (For Off-Budgetary Funds)  
 As of the Quarter Ending December 31, 2019

FAR No. 2-A

Department : Department of Budget and Management  
 Agency : Government Procurement Policy Board - Technical Support Office (GPPB-TSO)  
 Operating Unit : GPPB-TSO  
 Organization Code (UACS) : 05 002 00 00000  
 Fund Cluster : 01 - Regular Agency Fund  
 (e.g. UACS Fund Cluster: 05-Internally Generated Funds and 06-Business Related Funds)

Particulars	UACS CODE	Approved Budget			Utilizations					Disbursement					Balances		
		Approved Budgeted Revenue	Adjustments (Reductions, Modifications/ Augmentations)	Adjusted Budgeted Revenue	1st Quarter	2nd Quarter	3rd Quarter	4th Quarter	Total	1st Quarter	2nd Quarter	3rd Quarter	4th Quarter	Total	Unutilized Budget	Unpaid Utilizations (10-15)=(17+18)	
					Ending March 31	Ending June 30	Ending Sept. 30	Ending Dec. 31		Ending March 31	Ending June 30	Ending Sept. 30	Ending Dec. 31			Due and Demandable Account Payable	Not Yet Due and Demandable
1	2	3	4	5=[3+(-)4]	6	7	8	9	10=(6+7+8+9)	11	12	13	14	15=(11+12+13+14)	16=(5-10)	17	18
<b>Financia Expenses</b> Financial Expenses Management Supervision/Trusteeship Fees Interest Expense Interest Paid to Non Residents Interest Paid to Residents other than General Government Interest Paid to Residents other than General Government  Continue down to the last object of expenditure..	None																
<b>Capital Outlays</b> Property, Plant and Equipment Outlay Building and Other Structures Outlay Building School Building Hospitals and Health Centers Markets Machinery and Equipment Machinery Office Equipment Information and Communication Technology Equipment  (sample object of expenditure only)  Continue down to the last object of expenditure..																	
<b>GRAND TOTAL</b>																	

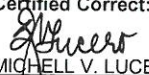
Certified Correct:  MICHELLE V. LUCERO Administrative Officer V/Budget Officer Date:	Certified Correct:  MARIA LOURDES S. HERNANDEZ Accountant III Date:	Recommending Approval:  MILA C. MANALASTAS Supervising Administrative Officer Date:	Approved By:  ELMIRA S. CRUZ-CAISIDO Deputy Executive Director IV Date:
--	--	--	--

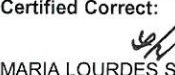
The Agency/Entity CO shall disclose the Ou/Ros which are not included in the consolidation report, in case not all Ou/Ros submitted their reports for consolidation.


**AGING OF UNPAID OBLIGATIONS**  
As of the Quarter Ending December 31, 2019


Department : Department of Budget and Management  
 Agency : Government Procurement Policy Board - Technical Support Office (GPPB-TSO)  
 Operating Unit : GPPB-TSO  
 Organization Code (UACS) : 06 002 00 00000  
 Fund Cluster : 01 - Regular Agency Fund

Name of Creditors	Obligation Request and Status			AGING OF UNPAID OBLIGATIONS							Remarks
	Number	Date	Amount	Amount	90 days and below	91 to 180 days	181 to 270 days	271 to 365/366 days	More than 1 year but less than 2 years	More than 2 years	
1	2	3	4	5 = (6+7+8+9+10+11)	6	7	8	9	10	11	12
<b>A. Due and Demandable Obligations (Accounts Payable)</b>											
A.1. Current Year's Appropriations											
Government Service Insurance System (Government Share)	01-104102-2019-12-00377	27-Dec-19	288,316.52	288,316.52	288,316.52						Insufficient cash Insufficient cash Insufficient cash Insufficient cash
Isidro N. Clemente (Reimbursement)	02-101101-2019-12-00390	27-Dec-19	6,300.00	6,300.00	6,300.00						
National Printing Office	02-101101-2019-12-00392	27-Dec-19	64,177.00	64,177.00	64,177.00						
Agave Trading	02-101101-2019-12-00397	27-Dec-19	99,000.00	99,000.00	99,000.00						
Sub-total			457,793.52	457,793.52	457,793.52	-	-	-	-	-	
A.2. Prior Years' Appropriations											
Emma Emilia M. Paz (Reimbursement)	02-102101-2019-12-00399	27-Dec-19	4,500.00	4,500.00	4,500.00						Insufficient cash
Sub-total			4,500.00	4,500.00	4,500.00	-	-	-	-	-	
<b>Total</b>											
<b>B. Not Yet Due and Demandable Obligations</b>											
A.1. Current Year's Appropriations											
Cerdiña, Val Cyrus R. (Last Salary)	01-101101-2019-08-00231	22-Aug-19	3,997.63	3,997.63		3,997.63					Not yet cleared No SOA/Billing
WEB.COM.PH Inc.	02-101101-2019-12-00389	27-Dec-19	64,999.98	64,999.98	64,999.98						
Moro, Karl Kristjan B. (Last Salary)	01-101101-2019-12-00379	23-Dec-19	45,490.35	45,490.35	45,490.35						Not yet cleared Not yet cleared
Valdez, Katrina April Mennen A. (Last Salary)	01-101101-2019-12-00383	26-Dec-19	12,605.90	12,605.90	12,605.90						
Ronie A. Alapara (Overtime payment)	01-101101-2019-12-00394	27-Dec-19	2,986.17	2,986.17	2,986.17						No SOA/Billing No SOA/Billing
MySolutions, Inc.	02-101101-2019-12-00391	27-Dec-19	28,000.00	28,000.00	28,000.00						
ACY Transport Corporation	02-101101-2019-12-00395	27-Dec-19	306,149.76	306,149.76	306,149.76						No SOA/Billing No SOA/Billing
WifiCity, Inc.	02-101101-2019-12-00396	27-Dec-19	36,000.00	36,000.00	36,000.00						
Temperzone Trading	02-101101-2019-12-00393	27-Dec-19	11,000.00	11,000.00	11,000.00						
Sub-total			511,229.79	511,229.79	507,232.16	3,997.63	-	-	-	-	
A.2. Prior Years' Appropriations											
Longboy, Suzette M.	01-101101-2018-07-000160	6-Jul-18	33,765.00	19,339.62					19,339.62		Not yet cleared No SOA/Billing No SOA/Billing
U-BIX CORPORATION	02-101101-2018-12-00327	27-Dec-18	300,000.00	204,174.55		204,174.55					
Asia Pacific Circulation Exponents Inc.	02-102101-2019-12-00398	27-Dec-19	34,919.00	34,919.00	34,919.00						
Sub-total			368,684.00	258,433.17	34,919.00	204,174.55	-	-	19,339.62	-	
<b>Total</b>											
<b>GRAND TOTAL</b>											
Total Current Years' Appropriations			1,342,207.31	1,231,956.48	1,004,444.68	208,172.18	-	-	19,339.62	-	
Total Prior Years' Appropriations			969,023.31	969,023.31	965,025.68	3,997.63	-	-	-	-	
			373,184.00	262,933.17	39,419.00	204,174.55	-	-	19,339.62	-	

Certified Correct:  
  
 MICHELL V. LUCERO  
 Administrative Officer V/Budget Officer  
 Date:

Certified Correct:  
  
 MARIA LOURDES S. HERNANDEZ  
 Accountant III  
 Date:

Recommending Approval:  
  
 MILA C. MANALASTAS  
 Supervising Administrative Officer  
 Date:

Approved By:  
  
 ELMIRA S. CRUZ-CAISIDO  
 Deputy Executive Director IV  
 Date:



**QUARTERLY REPORT OF REVENUE AND OTHER RECEIPTS**  
**As at the Quarter Ending December 31, 2019**

Department : Department of Budget and Management (DBM)  
 Agency : Government Procurement Policy Board-Technical Support Office  
 Operating Unit : < not applicable >  
 Organization Code : 06 002 0000000  
 Fund Cluster : 01 - Regular Agency Fund

Classification/Sources of Revenue and Other Receipts	UACS CODE	REVENUE TARGET (Annual) per BESF	Actual Revenue and Other Receipts Collections					Cumulative Remittance/Deposits to Date			Variance		Remarks
			1st Quarter Ending March 31	2nd Quarter Ending June 30	3rd Quarter Ending Sept. 30	4th Quarter Ending Dec. 31	Total	Remittance to BTr	Deposited with AGDB	TOTAL	Amount	%	
1	2	3	4	5	6	7	8={6+(-)7}-8+9]	9	10	11=(9+10)	12=(8-3)	13=(12/3)	14
Regular Agency Fund		0.00	13,500.00	886,211.80	1,482,351.33	432,000.00	2,814,063.13	2,814,063.13	0.00	2,814,063.13	0.00	0 %	
Revenue Collections		0.00	13,500.00	886,211.80	1,482,351.33	432,000.00	2,814,063.13	2,814,063.13	0.00	2,814,063.13	0.00	0 %	
Cash Revenue		0.00	13,500.00	886,211.80	1,482,351.33	432,000.00	2,814,063.13	2,814,063.13	0.00	2,814,063.13	0.00	0 %	
Non-Tax		0.00	13,500.00	886,211.80	1,482,351.33	432,000.00	2,814,063.13	2,814,063.13	0.00	2,814,063.13	0.00	0 %	
Fines and Penalties - Service Income	4020114000	0.00	0.00	0.00	3,663.53	0.00	3,663.53	3,663.53	0.00	3,663.53	0.00	0 %	
Seminar/Training Fees	4020204000	0.00	13,500.00	886,211.80	1,478,687.80	432,000.00	2,810,399.60	2,810,399.60	0.00	2,810,399.60	0.00	0 %	
Non-Revenue Collections/Other Receipts		0.00	0.00	12,300.17	775.00	29,274.53	42,349.70	42,349.70	0.00	42,349.70	0.00	0 %	
Cash Receipts		0.00	0.00	12,300.17	775.00	29,274.53	42,349.70	42,349.70	0.00	42,349.70	0.00	0 %	
Others		0.00	0.00	12,300.17	775.00	29,274.53	42,349.70	42,349.70	0.00	42,349.70	0.00	0 %	
Refund of Cash Advance	1990104000	0.00	0.00	12,300.17	775.00	29,274.53	42,349.70	42,349.70	0.00	42,349.70	0.00	0 %	
<b>TOTAL</b>		<b>0.00</b>	<b>13,500.00</b>	<b>898,511.97</b>	<b>1,483,126.33</b>	<b>461,274.53</b>	<b>2,856,412.83</b>	<b>2,856,412.83</b>	<b>0.00</b>	<b>2,856,412.83</b>	<b>0.00</b>	<b>0 %</b>	

Certified Correct:

  
 MARIA LOURDES S. HERNANDEZ

Accountant III

Date:

Recommending Approval:

  
 MILA C. MANALASTAS

Supervising Administrative Officer

Date:

Approved By:

  
 ELMIRA S. CRUZ-CAISIDO

Deputy Executive Director IV

Date:

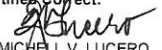
**STATEMENT OF APPROVED BUDGET, UTILIZATIONS, DISBURSEMENTS AND BALANCES FOR TRUST RECEIPTS**  
 (For Implementing Agency use only)  
 As of the Quarter Ending December 31, 2019


FAR No. 6

Department : Department of Budget and Management  
 Agency : Government Procurement Policy Board - Technical Support Office (GPPB-TSO)  
 Operating Unit : GPPB-TSO  
 Organization Code (UACS) : 06 002 00 00000  
 Fund Cluster : 07 - Trust Receipt  
 (e.g. UACS Fund Cluster: 05-Internally Generated Funds and 06-Business Related Funds)

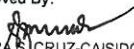
X	Inter Agency Fund Transfer
	Grants and Donations (Less than 12 months)

Particulars	UACS CODE	Approved Budget			Utilizations					Disbursement					Balances			
		Approved Budgeted Revenue	Adjustments (Reductions, Modifications/ Augmentations)	Adjusted Budgeted Revenue	1st Quarter	2nd Quarter	3rd Quarter	4th Quarter	Total	1st Quarter	2nd Quarter	3rd Quarter	4th Quarter	Total	Unutilized Budget	Unpaid Utilizations (10-15)=(17+18)		
					Ending March 31	Ending June 30	Ending Sept. 30	Ending Dec. 31		Ending March 31	Ending June 30	Ending Sept. 30	Ending Dec. 31			Due and Demandable Account Payable	Not Yet Due and Demandable	
1	2	3	4	5=[3+(-)4]	6	7	8	9	10=(6+7+8+9)	11	12	13	14	15=(11+12+13+14)	16=(5-10)	17	18	
Department of Budget and Management Office of the Secretary																		
DBM AND GPPB-TSO: Consultation Fora on Public Procurement and related activities, a DBM and GPPB-TSO project																		
PS																		
MOOE	50202000 00	7,740,000.00		7,740,000.00														
CO	50604050 00	460,000.00		460,000.00											7,740,000.00			
GRAND TOTAL															460,000.00			
PS																		
MOOE		7,740,000.00		7,740,000.00														
CO		460,000.00		460,000.00											7,740,000.00			
GRAND TOTAL		8,200,000.00		8,200,000.00											460,000.00			

Certified Correct:  
  
 MICHELL V. LUCERO  
 Administrative Officer V/Budget Officer  
 Date:

Certified Correct:  
  
 MARIA LOURDES S. HERNANDEZ  
 Accountant III  
 Date:

Recommending Approval:  
  
 MILA C. MANALASTAS  
 Supervising Administrative Officer  
 Date:

Approved By:  
  
 ELMIRA S. CRUZ-CAISIDO  
 Deputy Executive Director IV  
 Date:

\* The Agency/Entity/CO shall disclose the Ous/Ros which are not included in the consolidation report, in case not all Ous/Ros submitted their reports for consolidation.